

Merge Universal Viewer

9.1

DICOM Conformance Statement

© Copyright Merge Healthcare Solutions Inc. 2025.

Licensed Materials - Property of Merge Healthcare Solutions Inc.

The content of this document is confidential information of Merge Healthcare Solutions Inc. and its use and disclosure is subject to the terms of the agreement pursuant to which you obtained the software that accompanies the documentation.

Merge Healthcare and the Merge Healthcare logo are trademarks of Merge Healthcare Inc.

Microsoft, Windows, and the Windows logo are trademarks of Microsoft Corporation in the United States, other countries, or both.

All other names are trademarks or registered trademarks of their respective companies.

U.S. GOVERNMENT RESTRICTED RIGHTS:

This product is a “Commercial Item” offered with “Restricted Rights.” The Government’s right to use, modify, reproduce, release, perform, display or disclose this documentation are subject to the restrictions set forth in Federal Acquisition Regulation (“FAR”) 12.211 and 12.212 for civilian agencies and in DFARS 227.7202-3 for military agencies. Contractor is Merge Healthcare.

Merge Healthcare Incorporated
900 Walnut Ridge Drive
Hartland, WI 53029
USA

For application support or to report issues with user documentation, contact Customer Support:

☎ 1-877-741-5369 (North America)
+44 203808.3608 (Europe, the Middle East and Africa)

✉ mergesupport@merative.com

Part	Date	Revision	Description
ICA-51343	06/2025	1.0	Initial revision for Merge Universal Viewer 9.1

Chapter 1. Conformance Statement Overview

This document describes the DICOM v3.0 implementation supported by Merge Universal Viewer. It documents conformance aspects required to interoperate with other DICOM v3.0 conformant devices.

Merge Universal Viewer is a zero-client web application designed to share, visualize, and transfer medical images, reports, and other patient data from multiple data sources.

Merge Universal Viewer has separate downloadable application, named the Merge Universal Viewer PACS Gateway for receiving studies from other PACS systems and forwarding to Merge Universal Viewer system. This client's DICOM conformance is documented in a separate PACS Gateway DICOM Conformance Statement and is not covered in this document.

1.1. Viewer Application/Pre-Cache Application

Table 1 lists the Supported Networking DICOM Service (SOP) Classes supported for the viewer application for loading, viewing, storing study data, and for the pre-cache service for caching study data.

Table 1 – Network Services

SOP Classes	User of Service (SCU)	Provider of Service (SCP)
Transfer		
Computed Radiography Image Storage 1.2.840.10008.5.1.4.1.1.1	No	Yes
Digital X-Ray Image Storage - For Presentation 1.2.840.10008.5.1.4.1.1.1.1	No	Yes
Digital Mammography Image Storage - For Presentation 1.2.840.10008.5.1.4.1.1.1.2	No	Yes
Digital Intra-oral X-Ray Image Storage - For Presentation 1.2.840.10008.5.1.4.1.1.1.3	No	Yes
CT Image Storage 1.2.840.10008.5.1.4.1.1.2	Option	Yes
Enhanced CT Image Storage 1.2.840.10008.5.1.4.1.1.2.1	No	Yes
Ultrasound Multi-frame Image Storage (Retired) 1.2.840.10008.5.1.4.1.1.3	No	Yes
Ultrasound Multi-frame Image Storage 1.2.840.10008.5.1.4.1.1.3.1	No	Yes

SOP Classes	User of Service (SCU)	Provider of Service (SCP)
MR Image Storage 1.2.840.10008.5.1.4.1.1.4	Option	Yes
Enhanced MR Image Storage 1.2.840.10008.5.1.4.1.1.4.1	No	Yes
Nuclear Medicine Image Storage (Retired) 1.2.840.10008.5.1.4.1.1.5	No	Yes
Ultrasound Image Storage (Retired) 1.2.840.10008.5.1.4.1.1.6	No	Yes
Ultrasound Image Storage 1.2.840.10008.5.1.4.1.1.6.1	No	Yes
Secondary Capture Image Storage 1.2.840.10008.5.1.4.1.1.7	No	Yes
Multi-frame Grayscale Byte Secondary Capture Image Storage 1.2.840.10008.5.1.4.1.1.7.2	No	Yes
Multi-frame True Color Secondary Capture Image Storage 1.2.840.10008.5.1.4.1.1.7.4	No	Yes
Basic Voice Audio Waveform Storage 1.2.840.10008.5.1.4.1.1.9.4.1	No	Yes
General Audio Waveform Storage 1.2.840.10008.5.1.4.1.1.9.4.2	No	Yes
Grayscale Softcopy Presentation State Storage 1.2.840.10008.5.1.4.1.1.11.1	Option	Yes
X-Ray Angiographic Image Storage 1.2.840.10008.5.1.4.1.1.12.1	No	Yes
X-Ray Radiofluoroscopic Image Storage 1.2.840.10008.5.1.4.1.1.12.2	No	Yes
Breast Tomosynthesis Image Storage 1.2.840.10008.5.1.4.1.1.13.1.3	No	Yes
Nuclear Medicine Image Storage 1.2.840.10008.5.1.4.1.1.20	No	Yes
VL Endoscopic Image Storage 1.2.840.10008.5.1.4.1.1.77.1.1	No	Yes
Video Endoscopic Image Storage 1.2.840.10008.5.1.4.1.1.77.1.1.1	No	Yes
VL Photographic Image Storage 1.2.840.10008.5.1.4.1.1.77.1.4	No	Yes

SOP Classes	User of Service (SCU)	Provider of Service (SCP)
Ophthalmic Photography 8 Bit Image Storage 1.2.840.10008.5.1.4.1.1.77.1.5.1	No	Yes
Ophthalmic Tomography Image Storage 1.2.840.10008.5.1.4.1.1.77.1.5.4	No	Yes
Basic Text SR Storage 1.2.840.10008.5.1.4.1.1.88.11	No	Yes
Enhanced SR Storage 1.2.840.10008.5.1.4.1.1.88.22	No	Yes
Comprehensive SR Storage 1.2.840.10008.5.1.4.1.1.88.33	No	Yes
Comprehensive 3D SR Storage 1.2.840.10008.5.1.4.1.1.88.34	Option	Yes
Mammography CAD SR Storage 1.2.840.10008.5.1.4.1.1.88.50	No	Yes
Key Object Selection Document Storage 1.2.840.10008.5.1.4.1.1.88.59	Option	Yes
Encapsulated PDF Storage 1.2.840.10008.5.1.4.1.1.104.1	No	Yes
Positron Emission Tomography Image Storage 1.2.840.10008.5.1.4.1.1.128	Option	Yes
RT Image Storage 1.2.840.10008.5.1.4.1.1.481.1	No	Yes
Query/Retrieve		
Study Root Query/Retrieve Information Model - FIND 1.2.840.10008.5.1.4.1.2.2.1	Yes	No
Study Root Query/Retrieve Information Model - MOVE 1.2.840.10008.5.1.4.1.2.2.2	Yes	No

1.2. Transfer Application

Table 2 lists the Supported Networking DICOM Service (SOP) Classes supported for the transfer and download operations.

Table 2 - Network Services

SOP Classes	User of Service (SCU)	Provider of Service (SCP)
Transfer		
Computed Radiography Image Storage 1.2.840.10008.5.1.4.1.1.1	Yes	Yes
Digital X-Ray Image Storage - For Presentation 1.2.840.10008.5.1.4.1.1.1.1	Yes	Yes
Digital X-Ray Image Storage - For Processing 1.2.840.10008.5.1.4.1.1.1.1.1	Yes	Yes
Digital Mammography X-Ray Image Storage - For Presentation 1.2.840.10008.5.1.4.1.1.1.2	Yes	Yes
Digital Mammography X-Ray Image Storage - For Processing 1.2.840.10008.5.1.4.1.1.1.2.1	Yes	Yes
Digital Intra-oral X-Ray Image Storage - For Presentation 1.2.840.10008.5.1.4.1.1.1.3	Yes	Yes
Digital Intra-oral X-Ray Image Storage - For Processing 1.2.840.10008.5.1.4.1.1.1.3.1	Yes	Yes
CT Image Storage 1.2.840.10008.5.1.4.1.1.2	Yes	Yes
Enhanced CT Image Storage 1.2.840.10008.5.1.4.1.1.2.1	Yes	Yes
Legacy Converted Enhanced CT Image Storage 1.2.840.10008.5.1.4.1.1.2.2	Yes	Yes
Ultrasound Multi-frame Image Storage (Retired) 1.2.840.10008.5.1.4.1.1.3	Yes	Yes
Ultrasound Multi-frame Image Storage 1.2.840.10008.5.1.4.1.1.3.1	Yes	Yes
MR Image Storage 1.2.840.10008.5.1.4.1.1.4	Yes	Yes
Enhanced MR Image Storage 1.2.840.10008.5.1.4.1.1.4.1	Yes	Yes
MR Spectroscopy Storage 1.2.840.10008.5.1.4.1.1.4.2	Yes	Yes

SOP Classes	User of Service (SCU)	Provider of Service (SCP)
Enhanced MR Color Image Storage 1.2.840.10008.5.1.4.1.1.4.3	Yes	Yes
Legacy Converted Enhanced MR Image Storage 1.2.840.10008.5.1.4.1.1.4.4	Yes	Yes
Nuclear Medicine Image Storage (Retired) 1.2.840.10008.5.1.4.1.1.5	Yes	Yes
Ultrasound Image Storage (Retired) 1.2.840.10008.5.1.4.1.1.6	Yes	Yes
Ultrasound Image Storage 1.2.840.10008.5.1.4.1.1.6.1	Yes	Yes
Enhanced US Volume Storage 1.2.840.10008.5.1.4.1.1.6.2	Yes	Yes
Photoacoustic Image Storage 1.2.840.10008.5.1.4.1.1.6.3	Yes	Yes
Secondary Capture Image Storage 1.2.840.10008.5.1.4.1.1.7	Yes	Yes
Multi-frame Single Bit Secondary Capture Image Storage 1.2.840.10008.5.1.4.1.1.7.1	Yes	Yes
Multi-frame Grayscale Byte Secondary Capture Image Storage 1.2.840.10008.5.1.4.1.1.7.2	Yes	Yes
Multi-frame Grayscale Word Secondary Capture Image Storage 1.2.840.10008.5.1.4.1.1.7.3	Yes	Yes
Multi-frame True Color Secondary Capture Image Storage 1.2.840.10008.5.1.4.1.1.7.4	Yes	Yes
12-lead ECG Waveform Storage 1.2.840.10008.5.1.4.1.1.9.1.1	Yes	Yes
General ECG Waveform Storage 1.2.840.10008.5.1.4.1.1.9.1.2	Yes	Yes
Ambulatory ECG Waveform Storage 1.2.840.10008.5.1.4.1.1.9.1.3	Yes	Yes
General 32-bit ECG Waveform Storage 1.2.840.10008.5.1.4.1.1.9.1.4	Yes	Yes
Hemodynamic Waveform Storage 1.2.840.10008.5.1.4.1.1.9.2.1	Yes	Yes
Cardiac Electrophysiology Waveform Storage 1.2.840.10008.5.1.4.1.1.9.3.1	Yes	Yes

SOP Classes	User of Service (SCU)	Provider of Service (SCP)
Basic Voice Audio Waveform Storage 1.2.840.10008.5.1.4.1.1.9.4.1	Yes	Yes
General Audio Waveform Storage 1.2.840.10008.5.1.4.1.1.9.4.2	Yes	Yes
Arterial Pulse Waveform Storage 1.2.840.10008.5.1.4.1.1.9.5.1	Yes	Yes
Respiratory Waveform Storage 1.2.840.10008.5.1.4.1.1.9.6.1	Yes	Yes
Multi-channel Respiratory Waveform Storage 1.2.840.10008.5.1.4.1.1.9.6.2	Yes	Yes
Routine Scalp Electroencephalogram Waveform Storage 1.2.840.10008.5.1.4.1.1.9.7.1	Yes	Yes
Electromyogram Waveform Storage 1.2.840.10008.5.1.4.1.1.9.7.2	Yes	Yes
Electrooculogram Waveform Storage 1.2.840.10008.5.1.4.1.1.9.7.3	Yes	Yes
Sleep Electroencephalogram Waveform Storage 1.2.840.10008.5.1.4.1.1.9.7.4	Yes	Yes
Body Position Waveform Storage 1.2.840.10008.5.1.4.1.1.9.8.1	Yes	Yes
Grayscale Softcopy Presentation State Storage 1.2.840.10008.5.1.4.1.1.11.1	Yes	Yes
Color Softcopy Presentation State Storage 1.2.840.10008.5.1.4.1.1.11.2	Yes	Yes
Pseudo-Color Softcopy Presentation State Storage 1.2.840.10008.5.1.4.1.1.11.3	Yes	Yes
Blending Softcopy Presentation State Storage 1.2.840.10008.5.1.4.1.1.11.4	Yes	Yes
XA/XRF Grayscale Softcopy Presentation State Storage 1.2.840.10008.5.1.4.1.1.11.5	Yes	Yes
Grayscale Planar MPR Volumetric Presentation State Storage 1.2.840.10008.5.1.4.1.1.11.6	Yes	Yes
Compositing Planar MPR Volumetric Presentation State Storage 1.2.840.10008.5.1.4.1.1.11.7	Yes	Yes
Advanced Blending Presentation State Storage 1.2.840.10008.5.1.4.1.1.11.8	Yes	Yes

SOP Classes	User of Service (SCU)	Provider of Service (SCP)
Volume Rendering Volumetric Presentation State Storage 1.2.840.10008.5.1.4.1.1.11.9	Yes	Yes
Segmented Volume Rendering Volumetric Presentation State Storage 1.2.840.10008.5.1.4.1.1.11.10	Yes	Yes
Multiple Volume Rendering Volumetric Presentation State Storage 1.2.840.10008.5.1.4.1.1.11.11	Yes	Yes
Variable Modality LUT Softcopy Presentation State Storage 1.2.840.10008.5.1.4.1.1.11.12	Yes	Yes
X-Ray Angiographic Image Storage 1.2.840.10008.5.1.4.1.1.12.1	Yes	Yes
Enhanced XA Image Storage 1.2.840.10008.5.1.4.1.1.12.1.1	Yes	Yes
X-Ray Radiofluoroscopic Image Storage 1.2.840.10008.5.1.4.1.1.12.2	Yes	Yes
Enhanced XRF Image Storage 1.2.840.10008.5.1.4.1.1.12.2.1	Yes	Yes
X-Ray Angiographic Bi-Plane Image Storage (Retired) 1.2.840.10008.5.1.4.1.1.12.3	Yes	Yes
X-Ray 3D Angiographic Image Storage 1.2.840.10008.5.1.4.1.1.13.1.1	Yes	Yes
X-Ray 3D Craniofacial Image Storage 1.2.840.10008.5.1.4.1.1.13.1.2	Yes	Yes
Breast Tomosynthesis Image Storage 1.2.840.10008.5.1.4.1.1.13.1.3	Yes	Yes
Breast Projection X-Ray Image Storage - For Presentation 1.2.840.10008.5.1.4.1.1.13.1.4	Yes	Yes
Breast Projection X-Ray Image Storage - For Processing 1.2.840.10008.5.1.4.1.1.13.1.5	Yes	Yes
Intravascular Optical Coherence Tomography Image Storage - For Presentation 1.2.840.10008.5.1.4.1.1.14.1	Yes	Yes
Intravascular Optical Coherence Tomography Image Storage - For Processing 1.2.840.10008.5.1.4.1.1.14.2	Yes	Yes
Nuclear Medicine Image Storage 1.2.840.10008.5.1.4.1.1.20	Yes	Yes
Parametric Map Storage 1.2.840.10008.5.1.4.1.1.30	Yes	Yes

SOP Classes	User of Service (SCU)	Provider of Service (SCP)
Raw Data Storage 1.2.840.10008.5.1.4.1.1.66	Yes	Yes
Spatial Registration Storage 1.2.840.10008.5.1.4.1.1.66.1	Yes	Yes
Spatial Fiducials Storage 1.2.840.10008.5.1.4.1.1.66.2	Yes	Yes
Deformable Spatial Registration Storage 1.2.840.10008.5.1.4.1.1.66.3	Yes	Yes
Segmentation Storage 1.2.840.10008.5.1.4.1.1.66.4	Yes	Yes
Surface Segmentation Storage 1.2.840.10008.5.1.4.1.1.66.5	Yes	Yes
Tractography Results Storage 1.2.840.10008.5.1.4.1.1.66.6	Yes	Yes
Real World Value Mapping Storage 1.2.840.10008.5.1.4.1.1.67	Yes	Yes
Surface Scan Mesh Storage 1.2.840.10008.5.1.4.1.1.68.1	Yes	Yes
Surface Scan Point Cloud Storage 1.2.840.10008.5.1.4.1.1.68.2	Yes	Yes
VL Endoscopic Image Storage 1.2.840.10008.5.1.4.1.1.77.1.1	Yes	Yes
Video Endoscopic Image Storage 1.2.840.10008.5.1.4.1.1.77.1.1.1	Yes	Yes
VL Microscopic Image Storage 1.2.840.10008.5.1.4.1.1.77.1.2	Yes	Yes
Video Microscopic Image Storage 1.2.840.10008.5.1.4.1.1.77.1.2.1	Yes	Yes
VL Slide-Coordinates Microscopic Image Storage 1.2.840.10008.5.1.4.1.1.77.1.3	Yes	Yes
VL Photographic Image Storage 1.2.840.10008.5.1.4.1.1.77.1.4	Yes	Yes
Video Photographic Image Storage 1.2.840.10008.5.1.4.1.1.77.1.4.1	Yes	Yes
Ophthalmic Photography 8 Bit Image Storage 1.2.840.10008.5.1.4.1.1.77.1.5.1	Yes	Yes

SOP Classes	User of Service (SCU)	Provider of Service (SCP)
Ophthalmic Photography 16 Bit Image Storage 1.2.840.10008.5.1.4.1.1.77.1.5.2	Yes	Yes
Stereometric Relationship Storage 1.2.840.10008.5.1.4.1.1.77.1.5.3	Yes	Yes
Ophthalmic Tomography Image Storage 1.2.840.10008.5.1.4.1.1.77.1.5.4	Yes	Yes
Wide Field Ophthalmic Photography Stereographic Projection Image Storage 1.2.840.10008.5.1.4.1.1.77.1.5.5	Yes	Yes
Wide Field Ophthalmic Photography 3D Coordinates Image Storage 1.2.840.10008.5.1.4.1.1.77.1.5.6	Yes	Yes
Ophthalmic Optical Coherence Tomography En Face Image Storage 1.2.840.10008.5.1.4.1.1.77.1.5.7	Yes	Yes
Ophthalmic Optical Coherence Tomography B-scan Volume Analysis Storage 1.2.840.10008.5.1.4.1.1.77.1.5.8	Yes	Yes
VL Whole Slide Microscopy Image Storage 1.2.840.10008.5.1.4.1.1.77.1.6	Yes	Yes
Dermoscopic Photography Image Storage 1.2.840.10008.5.1.4.1.1.77.1.7	Yes	Yes
Lensometry Measurements Storage 1.2.840.10008.5.1.4.1.1.78.1	Yes	Yes
Autorefraction Measurements Storage 1.2.840.10008.5.1.4.1.1.78.2	Yes	Yes
Keratometry Measurements Storage 1.2.840.10008.5.1.4.1.1.78.3	Yes	Yes
Subjective Refraction Measurements Storage 1.2.840.10008.5.1.4.1.1.78.4	Yes	Yes
Visual Acuity Measurement Storage 1.2.840.10008.5.1.4.1.1.78.5	Yes	Yes
Spectacle Prescription Reports Storage 1.2.840.10008.5.1.4.1.1.78.6	Yes	Yes
Ophthalmic Axial Measurements Storage 1.2.840.10008.5.1.4.1.1.78.7	Yes	Yes
Intraocular Lens Calculations Storage 1.2.840.10008.5.1.4.1.1.78.8	Yes	Yes
Macular Grid Thickness and Volume Report Storage 1.2.840.10008.5.1.4.1.1.79.1	Yes	Yes

SOP Classes	User of Service (SCU)	Provider of Service (SCP)
Ophthalmic Visual Field Static Perimetry Measurements Storage 1.2.840.10008.5.1.4.1.1.80.1	Yes	Yes
Ophthalmic Thickness Map Storage 1.2.840.10008.5.1.4.1.1.81.1	Yes	Yes
Corneal Topography Map Storage 1.2.840.10008.5.1.4.1.1.82.1	Yes	Yes
Basic Text SR Storage 1.2.840.10008.5.1.4.1.1.88.11	Yes	Yes
Enhanced SR Storage 1.2.840.10008.5.1.4.1.1.88.22	Yes	Yes
Comprehensive SR Storage 1.2.840.10008.5.1.4.1.1.88.33	Yes	Yes
Comprehensive 3D SR Storage 1.2.840.10008.5.1.4.1.1.88.34	Yes	Yes
Extensible SR Storage 1.2.840.10008.5.1.4.1.1.88.35	Yes	Yes
Procedure Log Storage 1.2.840.10008.5.1.4.1.1.88.40	Yes	Yes
Mammography CAD SR Storage 1.2.840.10008.5.1.4.1.1.88.50	Yes	Yes
Key Object Selection Document Storage 1.2.840.10008.5.1.4.1.1.88.59	Yes	Yes
Chest CAD SR Storage 1.2.840.10008.5.1.4.1.1.88.65	Yes	Yes
X-Ray Radiation Dose SR Storage 1.2.840.10008.5.1.4.1.1.88.67	Yes	Yes
Radiopharmaceutical Radiation Dose SR Storage 1.2.840.10008.5.1.4.1.1.88.68	Yes	Yes
Colon CAD SR Storage 1.2.840.10008.5.1.4.1.1.88.69	Yes	Yes
Implantation Plan SR Storage 1.2.840.10008.5.1.4.1.1.88.70	Yes	Yes
Acquisition Context SR Storage 1.2.840.10008.5.1.4.1.1.88.71	Yes	Yes
Simplified Adult Echo SR Storage 1.2.840.10008.5.1.4.1.1.88.72	Yes	Yes

SOP Classes	User of Service (SCU)	Provider of Service (SCP)
Patient Radiation Dose SR Storage 1.2.840.10008.5.1.4.1.1.88.73	Yes	Yes
Planned Imaging Agent Administration SR Storage 1.2.840.10008.5.1.4.1.1.88.74	Yes	Yes
Performed Imaging Agent Administration SR Storage 1.2.840.10008.5.1.4.1.1.88.75	Yes	Yes
Enhanced X-Ray Radiation Dose SR Storage 1.2.840.10008.5.1.4.1.1.88.76	Yes	Yes
Content Assessment Results Storage 1.2.840.10008.5.1.4.1.1.90.1	Yes	Yes
Microscopy Bulk Simple Annotations Storage 1.2.840.10008.5.1.4.1.1.91.1	Yes	Yes
Encapsulated PDF Storage 1.2.840.10008.5.1.4.1.1.104.1	Yes	Yes
Encapsulated CDA Storage 1.2.840.10008.5.1.4.1.1.104.2	Yes	Yes
Encapsulated STL Storage 1.2.840.10008.5.1.4.1.1.104.3	Yes	Yes
Encapsulated OBJ Storage 1.2.840.10008.5.1.4.1.1.104.4	Yes	Yes
Encapsulated MTL Storage 1.2.840.10008.5.1.4.1.1.104.5	Yes	Yes
Positron Emission Tomography Image Storage 1.2.840.10008.5.1.4.1.1.128	Yes	Yes
Legacy Converted Enhanced PET Image Storage 1.2.840.10008.5.1.4.1.1.128.1	Yes	Yes
Enhanced PET Image Storage 1.2.840.10008.5.1.4.1.1.130	Yes	Yes
Basic Structured Display Storage 1.2.840.10008.5.1.4.1.1.131	Yes	Yes
CT Defined Procedure Protocol Storage 1.2.840.10008.5.1.4.1.1.200.1	Yes	Yes
CT Performed Procedure Protocol Storage 1.2.840.10008.5.1.4.1.1.200.2	Yes	Yes
Protocol Approval Storage 1.2.840.10008.5.1.4.1.1.200.3	Yes	Yes

SOP Classes	User of Service (SCU)	Provider of Service (SCP)
XA Defined Procedure Protocol Storage 1.2.840.10008.5.1.4.1.1.200.7	Yes	Yes
XA Performed Procedure Protocol Storage 1.2.840.10008.5.1.4.1.1.200.8	Yes	Yes
Inventory Storage 1.2.840.10008.5.1.4.1.1.201.1	Yes	Yes
RT Image Storage 1.2.840.10008.5.1.4.1.1.481.1	Yes	Yes
RT Dose Storage 1.2.840.10008.5.1.4.1.1.481.2	Yes	Yes
RT Structure Set Storage 1.2.840.10008.5.1.4.1.1.481.3	Yes	Yes
RT Beams Treatment Record Storage 1.2.840.10008.5.1.4.1.1.481.4	Yes	Yes
RT Plan Storage 1.2.840.10008.5.1.4.1.1.481.5	Yes	Yes
RT Brachy Treatment Record Storage 1.2.840.10008.5.1.4.1.1.481.6	Yes	Yes
RT Treatment Summary Record Storage 1.2.840.10008.5.1.4.1.1.481.7	Yes	Yes
RT Ion Plan Storage 1.2.840.10008.5.1.4.1.1.481.8	Yes	Yes
RT Ion Beams Treatment Record Storage 1.2.840.10008.5.1.4.1.1.481.9	Yes	Yes
RT Physician Intent Storage 1.2.840.10008.5.1.4.1.1.481.10	Yes	Yes
RT Segment Annotation Storage 1.2.840.10008.5.1.4.1.1.481.11	Yes	Yes
RT Radiation Set Storage 1.2.840.10008.5.1.4.1.1.481.12	Yes	Yes
C-Arm Photon-Electron Radiation Storage 1.2.840.10008.5.1.4.1.1.481.13	Yes	Yes
Tomotherapeutic Radiation Storage 1.2.840.10008.5.1.4.1.1.481.14	Yes	Yes
Robotic-Arm Radiation Storage 1.2.840.10008.5.1.4.1.1.481.15	Yes	Yes

SOP Classes	User of Service (SCU)	Provider of Service (SCP)
RT Radiation Record Set Storage 1.2.840.10008.5.1.4.1.1.481.16	Yes	Yes
RT Radiation Salvage Record Storage 1.2.840.10008.5.1.4.1.1.481.17	Yes	Yes
Tomotherapeutic Radiation Record Storage 1.2.840.10008.5.1.4.1.1.481.18	Yes	Yes
C-Arm Photon-Electron Radiation Record Storage 1.2.840.10008.5.1.4.1.1.481.19	Yes	Yes
Robotic Radiation Record Storage 1.2.840.10008.5.1.4.1.1.481.20	Yes	Yes
RT Radiation Set Delivery Instruction Storage 1.2.840.10008.5.1.4.1.1.481.21	Yes	Yes
RT Treatment Preparation Storage 1.2.840.10008.5.1.4.1.1.481.22	Yes	Yes
Enhanced RT Image Storage 1.2.840.10008.5.1.4.1.1.481.23	Yes	Yes
Enhanced Continuous RT Image Storage 1.2.840.10008.5.1.4.1.1.481.24	Yes	Yes
RT Patient Position Acquisition Instruction Storage 1.2.840.10008.5.1.4.1.1.481.25	Yes	Yes
RT Beams Delivery Instruction Storage 1.2.840.10008.5.1.4.34.7	Yes	Yes
RT Brachy Application Setup Delivery Instruction Storage 1.2.840.10008.5.1.4.34.10	Yes	Yes
Hanging Protocol Storage 1.2.840.10008.5.1.4.38.1	Yes	Yes
Color Palette Storage 1.2.840.10008.5.1.4.39.1	Yes	Yes
Generic Implant Template Storage 1.2.840.10008.5.1.4.43.1	Yes	Yes
Implant Assembly Template Storage 1.2.840.10008.5.1.4.44.1	Yes	Yes
Implant Template Group Storage 1.2.840.10008.5.1.4.45.1	Yes	Yes

SOP Classes	User of Service (SCU)	Provider of Service (SCP)
Query/Retrieve		
Study Root Query/Retrieve Information Model - FIND 1.2.840.10008.5.1.4.1.2.2.1	Yes	No
Study Root Query/Retrieve Information Model - MOVE 1.2.840.10008.5.1.4.1.2.2.2	Yes	No

Chapter 2. Contents

Chapter 1.	Conformance Statement Overview	4
1.1.	Viewer Application/Pre-Cache Application	4
1.2.	Transfer Application	7
Chapter 2.	Contents	18
Chapter 3.	Introduction.....	21
3.1.	Audience	21
3.2.	Remarks	21
3.3.	Terms and Definitions	22
3.4.	Basics of DICOM Communication	23
3.5.	Abbreviations.....	24
3.6.	References	25
Chapter 4.	Networking	26
4.1.	Implementation Model.....	27
4.1.1.	Application Data Flow.....	27
4.1.2.	Functional Definition of AE's.....	30
4.1.2.1.	Functional Definition of Viewer AE.....	30
4.1.2.2.	Functional Definition of Transfer AE	32
4.1.2.3.	Functional Definition of Pre-Cache AE	33
4.1.3.	Sequencing of Real World Activities.....	34
4.2.	AE Specifications.....	35
4.2.1.	Viewer Application Entity Specification	35
4.2.1.1.	SOP Classes	35
4.2.1.2.	Association Policies	37
4.2.1.3.	Association Initiation Policy	38
4.2.1.4.	Association Acceptance Policy	73
4.2.2.	Transfer Application Entity Specification	78
4.2.2.1.	SOP Classes	78
4.2.2.2.	Association Policies	87
4.2.2.3.	Association Initiation Policy	88

4.2.2.4.	Association Acceptance Policy.....	111
4.2.3.	Pre-Cache Application Entity Specification.....	114
4.2.3.1.	SOP Classes.....	114
4.2.3.2.	Association Policies.....	115
4.2.3.3.	Association Initiation Policy	116
4.2.3.4.	Association Acceptance Policy.....	125
4.3.	Network Interfaces.....	126
4.3.1.	Physical Network Interface	126
4.3.2.	Additional Protocols	126
4.3.2.1.	DHCP.....	127
4.3.2.2.	DNS.....	127
4.3.2.3.	NTP	127
4.3.2.4.	WADO.....	128
4.3.3.	IPv4 and IPv6 Support.....	128
4.4.	Configuration.....	129
4.4.1.	AE Title/Presentation Address Mapping.....	129
4.4.1.1.	Local AE Titles	129
4.4.1.2.	Remote AE Title/Presentation Address Mapping.....	129
4.4.2.	Parameters	130
Chapter 5.	Media Interchange	132
Chapter 6.	Transformation of DICOM to CDA.....	133
Chapter 7.	Support of Extended Character Sets	133
Chapter 8.	Security	135
8.1.	Security Profiles.....	135
8.1.1.	Secure Use Profiles	135
8.1.2.	Secure Transport Connection Profiles.....	135
8.1.3.	Digital Signature Profiles.....	136
8.1.4.	Media Storage Security Profiles.....	136
8.2.	Association Level Security.....	136
8.3.	Application Level Security	136
Chapter 9.	Annexes	137
9.1.	IOD Contents	137
9.1.1.	Created SOP Instances.....	137

9.1.1.1.	Common Modules	138
9.1.1.2.	Greyscale Softcopy Presentation State SOP Instance Attributes	139
9.1.1.3.	Key Object Selection Document Instance Attributes	144
9.1.1.4.	Secondary Image Capture Attributes.....	Error! Bookmark not defined.
9.1.2.	Usage of Attributes from Received IOD's	152
9.1.3.	Attribute Mapping.....	172
9.1.4.	Coerced/Modified Fields.....	172
9.2.	Data Dictionary of Private Attributes	173
9.2.1.	Greyscale Softcopy Presentation State Private Attributes	173
9.3.	Coded terminology and Templates.....	174
9.4.	Grayscale Image Consistency.....	174
9.5.	Standard Extended/Specialized/Private SOP Classes	174
9.6.	Private Transfer Syntaxes	174

Chapter 3. Introduction

The Merge Universal Viewer application (subsequently referred to simply as “the application”) is a web application that federates data from multiple data sources (including DICOM data sources) and presents the data to the user. The primary type of data presented is DICOM images and reports. The application is capable of presenting and allowing the basic manipulation of images from the web browser with only basic web browser requirements (i.e. Javascript support enabled) and no software download/install.

This document is intended for administrative staff working with the servers and will provide the reader with the knowledge of how to integrate this product within a DICOM compliant healthcare environment. It details DICOM Service Classes and Communication Protocols that are supported by this product.

If reader is unfamiliar with DICOM, it is recommended to read the DICOM Specification (referenced in section 3.7) prior to reading this conformance statement.

3.1. Audience

This document is written for the people that need to understand how the application will integrate into their healthcare facility. This includes both those responsible for overall imaging network policy and architecture, as well as integrators who need to have a detailed understanding of the DICOM features of the product. This document contains some basic DICOM definitions so that any reader may understand how this product implements DICOM features. However, integrators are expected to fully understand all the DICOM terminology, how the tables in this document relate to the product’s functionality, and how that functionality integrates with other devices that support compatible DICOM features.

3.2. Remarks

The scope of this DICOM Conformance Statement is to facilitate integration between the applications and other DICOM products. The Conformance Statement should be read and understood in conjunction with the DICOM Standard. DICOM by itself does not guarantee interoperability. The Conformance Statement does, however, facilitate a first-level comparison for interoperability between different applications supporting compatible DICOM functionality.

This Conformance Statement is not supposed to replace validation with other DICOM equipment to ensure proper exchange of intended information. In fact, the user should be aware of the following important issues:

- The comparison of different Conformance Statements is just the first step towards assessing interconnectivity and interoperability between the product and other DICOM conformant equipment.
- Test procedures should be defined and executed to validate the required level of interoperability with specific compatible DICOM equipment, as established by the healthcare facility.

3.3. Terms and Definitions

Informal definitions are provided for the following terms used in this Conformance Statement.

The DICOM Standard is the authoritative source for formal definitions of these terms.

Abstract Syntax – the information agreed to be exchanged between applications, generally equivalent to a Service/Object Pair (SOP) Class. Examples: Verification SOP Class, Modality Worklist Information Model Find SOP Class, Computed Radiography Image Storage SOP Class.

Application Entity (AE) – an end point of a DICOM information exchange, including the DICOM network or media interface software; i.e., the software that sends or receives DICOM information objects or messages. A single device may have multiple Application Entities.

Application Entity Title – the externally known name of an *Application Entity*, used to identify a DICOM application to other DICOM applications on the network.

Application Context – the specification of the type of communication used between *Application Entities*. Example: DICOM network protocol.

Association – a network communication channel set up between *Application Entities*.

Attribute – a unit of information in an object definition; a data element identified by a *tag*. The information may be a complex data structure (Sequence), itself composed of lower level data elements. Examples: Patient ID (0010,0020), Accession Number (0008,0050), Photometric Interpretation (0028,0004), Procedure Code Sequence (0008,1032).

Information Object Definition (IOD) – the specified set of *Attributes* that comprise a type of data object; does not represent a specific instance of the data object, but rather a class of similar data objects that have the same properties. The *Attributes* may be specified as Mandatory (Type 1), Required but possibly unknown (Type 2), or Optional (Type 3), and there may be conditions associated with the use of an Attribute (Types 1C and 2C). Examples: MR Image IOD, CT Image IOD, Print Job IOD.

Joint Photographic Experts Group (JPEG) – a set of standardized image compression techniques, available for use by DICOM applications.

Media Application Profile – the specification of DICOM information objects and encoding exchanged on removable media (e.g., CDs)

MergeCom3 – A DICOM library that facilitates the creation of DICOM applications.

Module – a set of *Attributes* within an *Information Object Definition* that are logically related to each other. Example: Patient Module includes Patient Name, Patient ID, Patient Birth Date, and Patient Sex.

Negotiation – first phase of *Association* establishment that allows *Application Entities* to agree on the types of data to be exchanged and how that data will be encoded.

Presentation Context – the set of DICOM network services used over an *Association*, as negotiated between *Application Entities*; includes *Abstract Syntaxes* and *Transfer Syntaxes*.

Protocol Data Unit (PDU) – a packet (piece) of a DICOM message sent across the network. Devices must specify the maximum size packet they can receive for DICOM messages.

Security Profile – a set of mechanisms, such as encryption, user authentication, or digital signatures, used by an *Application Entity* to ensure confidentiality, integrity, and/or availability of exchanged DICOM data

Service Class Provider (SCP) – role of an *Application Entity* that provides a DICOM network service; typically, a server that performs operations requested by another *Application Entity* (*Service Class User*). Examples: Picture Archiving and Communication System (image storage SCP, and image query/retrieve SCP), Radiology Information System (modality worklist SCP).

Service Class User (SCU) – role of an *Application Entity* that uses a DICOM network service; typically, a client. Examples: imaging modality (image storage SCU, and modality worklist SCU), imaging workstation (image query/retrieve SCU)

Service/Object Pair (SOP) Class – the specification of the network or media transfer (service) of a particular type of data (object); the fundamental unit of DICOM interoperability specification. Examples: Ultrasound Image Storage Service, Basic Grayscale Print Management.

Service/Object Pair (SOP) Instance – an information object; a specific occurrence of information exchanged in a *SOP Class*. Examples: a specific x-ray image.

Tag – a 32-bit identifier for a data element, represented as a pair of four digit hexadecimal numbers, the “group” and the “element”. If the “group” number is odd, the tag is for a private (manufacturer-specific) data element. Examples: (0010,0020) [Patient ID], (07FE,0010) [Pixel Data], (0019,0210) [private data element]

Transfer Syntax – A set of encoding rules that allow Application Entities to unambiguously negotiate the encoding techniques (e.g., Data Element structure, byte ordering, compression) they are able to support, thereby allowing these Application Entities to communicate. Examples: JPEG Baseline, Explicit VR Little Endian.

Unique Identifier (UID) – a globally unique “dotted decimal” string that identifies a specific object or a class of objects; an ISO-8824 Object Identifier. Examples: Study Instance UID, SOP Class UID, SOP Instance UID.

Value Representation (VR) – the format type of an individual DICOM data element, such as text, an integer, a person’s name, or a code. DICOM information objects can be transmitted with either explicit identification of the type of each data element (Explicit VR), or without explicit identification (Implicit VR); with Implicit VR, the receiving application must use a DICOM data dictionary to look up the format of each data element.

3.4. Basics of DICOM Communication

This section describes terminology used in this Conformance Statement for the non-specialist. The key terms used in the Conformance Statement are highlighted in *italics* below. This section is not a substitute for training about DICOM, and it makes many simplifications about the meanings of DICOM terms.

Two *Application Entities* (devices) that want to communicate with each other over a network using DICOM protocol must first agree on several things during an initial network “handshake”. One of the two devices must initiate an *Association* (a connection to the other device), and ask if specific services, information, and encoding can be supported by the other device (*Negotiation*).

DICOM specifies a number of network services and types of information objects, each of which is called an *Abstract Syntax* for the Negotiation. DICOM also specifies a variety of methods for encoding data, denoted *Transfer Syntaxes*. The Negotiation allows the initiating Application Entity to propose combinations of Abstract Syntax and Transfer Syntax to be used on the Association; these combinations are called *Presentation Contexts*. The receiving Application Entity accepts the Presentation Contexts it supports.

For each Presentation Context, the Association Negotiation also allows the devices to agree on *Roles* – which one is the *Service Class User* (SCU – client) and which is the *Service Class Provider* (SCP – server). Normally the device initiating the connection is the SCU, i.e., the client system calls the server, but not always.

The Association Negotiation finally enables exchange of maximum network packet (*PDU*) size, security information, and network service options (called *Extended Negotiation* information). The Application Entities, having negotiated the Association parameters, may now commence exchanging data. Common data exchanges include queries for worklists and lists of stored images, transfer of image objects and analyses (structured reports), and sending images to film printers. Each exchangeable unit of data is formatted by the sender in accordance with the appropriate *Information Object Definition*, and sent using the negotiated Transfer Syntax. There is a Default Transfer Syntax that all systems must accept, but it may not be the most efficient for some use cases. Each transfer is explicitly acknowledged by the receiver with a *Response Status* indicating success, failure, or that query or retrieve operations are still in process.

Two Application Entities may also communicate with each other by exchanging media (such as a CD-R). Since there is no Association Negotiation possible, they both use a *Media Application Profile* that specifies “pre-negotiated” exchange media format, Abstract Syntax, and Transfer Syntax.

3.5. Abbreviations

AE	Application Entity
AET	Application Entity Title
DHCP	Dynamic Host Configuration Protocol
DICOM	Digital Imaging and Communications in Medicine
DNS	Domain Name System
DX	Digital X-Ray
FSC	File-Set Creator
HIS	Hospital Information System
IOD	Information Object Definition
IPv4	Internet Protocol version 4
IPv6	Internet Protocol version 6
ISO	International Organization for Standards
JPEG	Joint Photographic Experts Group
MPPS	Modality Performed Procedure Step
MSPS	Modality Scheduled Procedure Step
MTU	Maximum Transmission Unit (IP)
MWL	Modality Worklist
NTP	Network Time Protocol
O	Optional (Key Attribute)
OSI	Open Systems Interconnection

PACS	Picture Archiving and Communication System
PDU	Protocol Data Unit
R	Required (Key Attribute)
RIS	Radiology Information System.
SC	Secondary Capture
SCP	Service Class Provider
SCU	Service Class User
SOP	Service-Object Pair
SPS	Scheduled Procedure Step
SR	Structured Reporting
TCP/IP	Transmission Control Protocol/Internet Protocol
U	Unique (Key Attribute)
UL	Upper Layer
VR	Value Representation

3.6. References

NEMA PS3 – Digital Imaging and Communications in Medicine (DICOM) Standard, available free at <http://medical.nema.org/>.

Chapter 4. Networking

This section describes the networking related services of the application.

4.1. Implementation Model

4.1.1. Application Data Flow

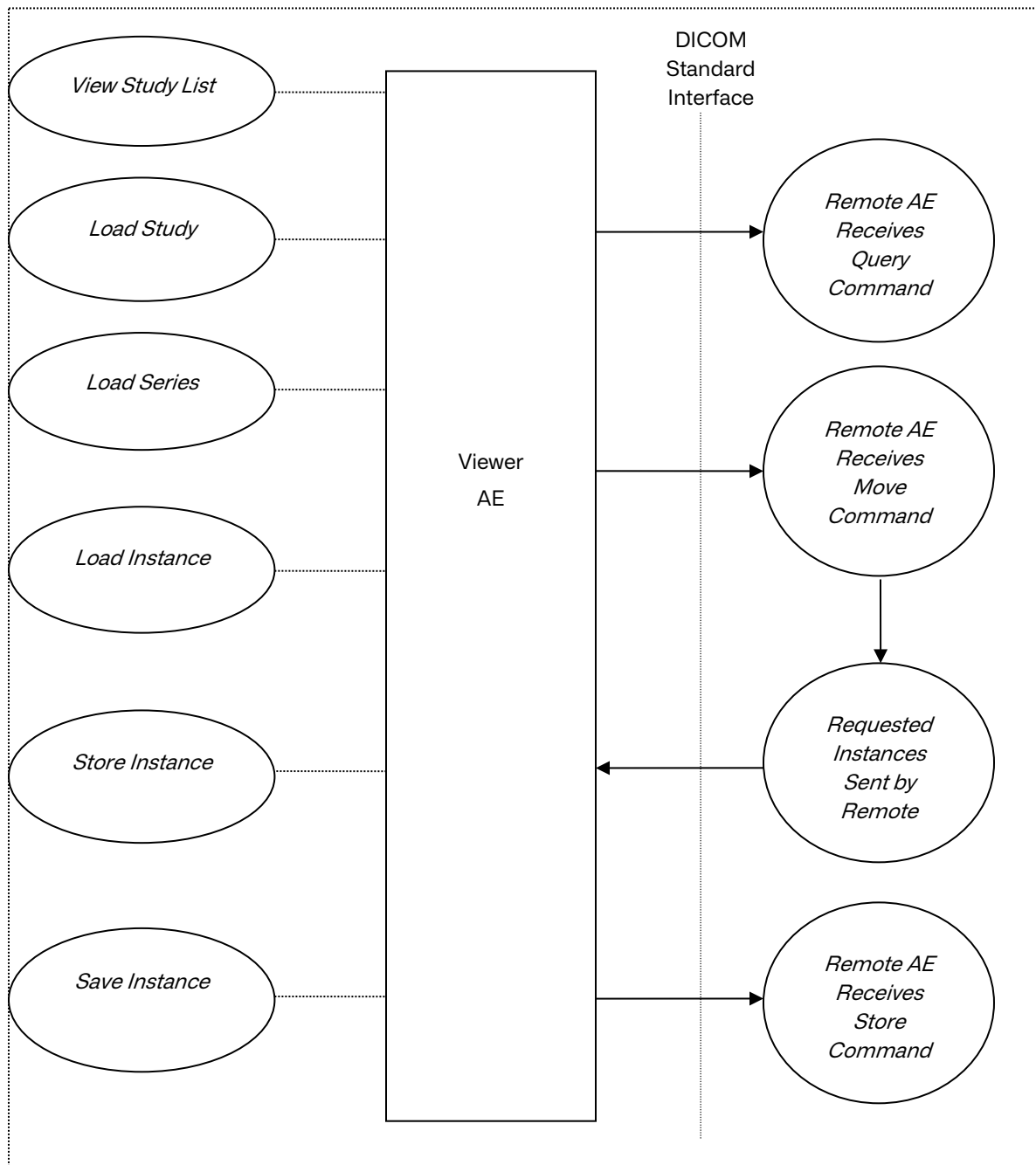


Figure 1 – Viewer Data Flow

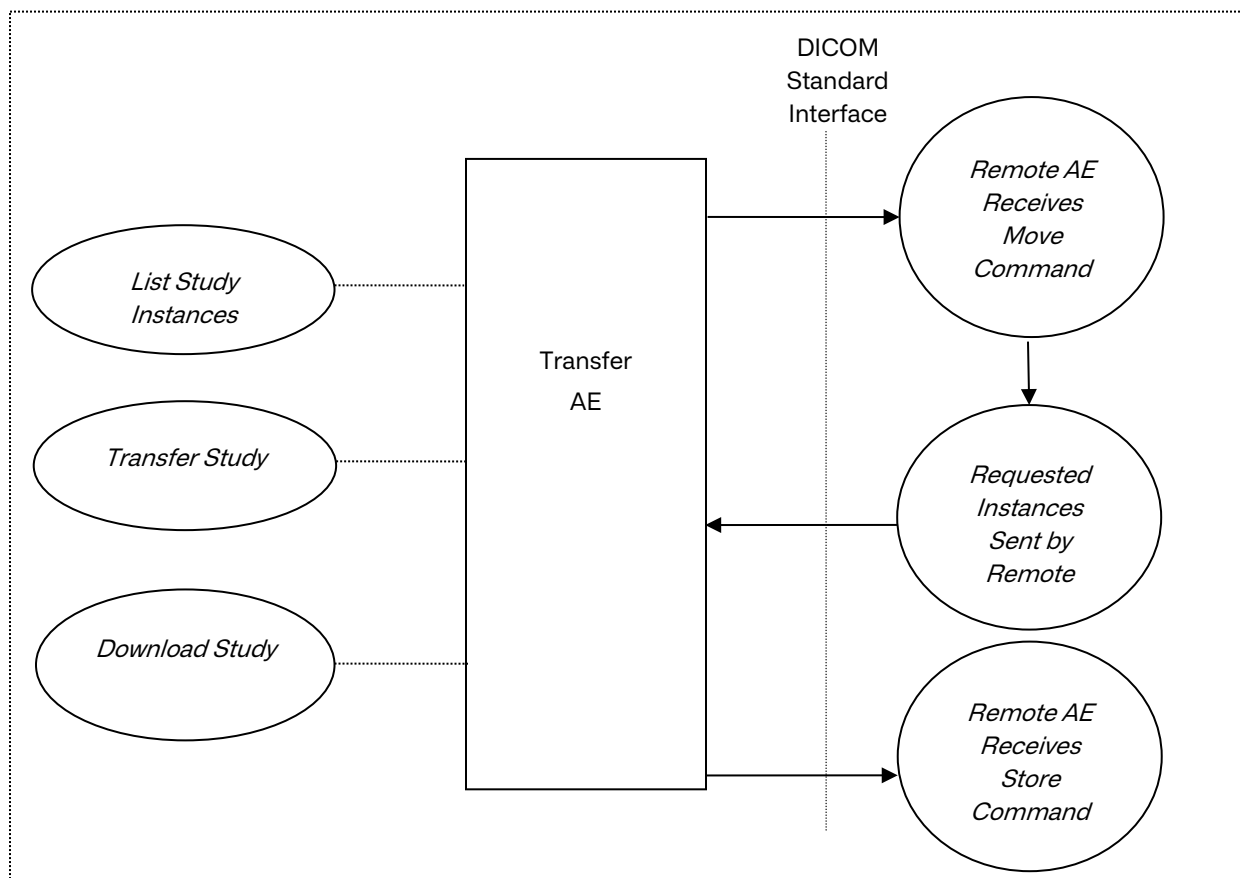


Figure 2 – Transfer/Download Data Flow

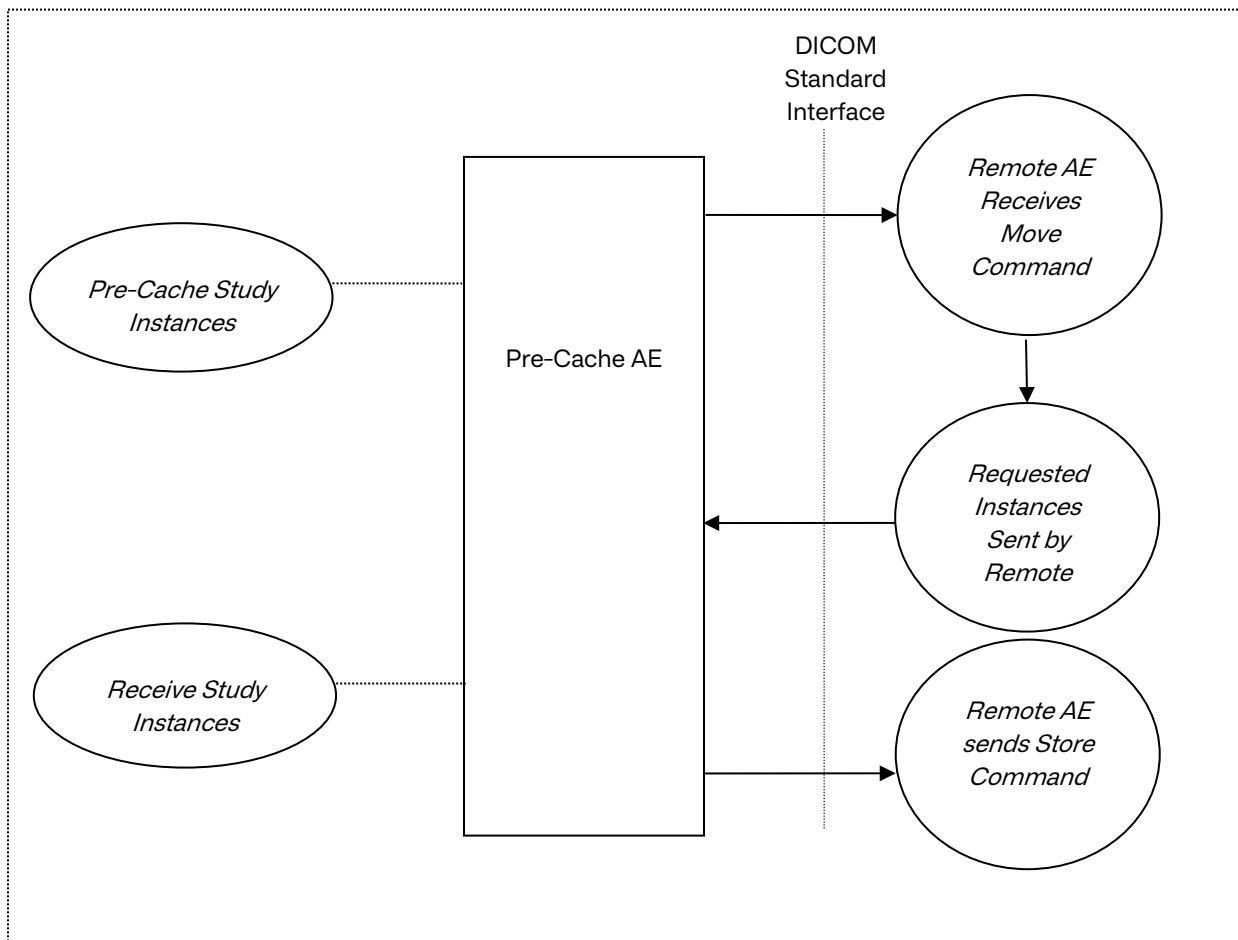


Figure 3 – Pre-Cache Data Flow

The application implements its DICOM functionality both in the ASP.NET server application and in Windows services that are part of the solution. The DICOM functionality of the application is invoked by:

- the ASP.NET web application as a result of various user actions,
- Windows services that process “jobs” created as a result of various user actions, and
- independent data requests from the download service made during a study download.

Although the AEs are the result of different implementations in different processes, they act as if they are three AEs:

- Viewer AE – All primary viewing, saving, and uploading operations, sharing a single AE title.
- Transfer AE – Retrieval and storage of data objects being transferred to another data source or downloaded to an external client, using a single AE title. This AE is optional. It is only required if the transfer or download option is configured for the system.
- Pre-Cache AE – Retrieving or receiving studies to be pre-cached ahead of viewing by users, for performance. This AE is optional.

4.1.2. Functional Definition of AE's

The application exposes three AEs to remote DICOM AEs: the Viewer AE, the Transfer AE, and the Pre-Cache AE.

4.1.2.1. Functional Definition of Viewer AE

There are various functions implemented within the Viewer AE. The application can be used in “standalone” mode, which provides a complete application UI, or it can be used in “integrated” mode, which allows a 3rd party application to embed imaging functionality within their application. Some of the Viewer AE functions are invoked only from the standalone mode and others behave differently depending on the mode. These differences are described where appropriate.

The various functions of the Viewer AE are detailed individually in the following sections specific to the real-world activities from above.

4.1.2.1.1. View Study List

When the user accesses the study list from within the application, the Viewer AE is activated to perform a query for available studies which match the user query criteria and imposed filters. An association request is sent to one or more destination AEs simultaneously and, upon successful negotiation of the association, the query request will be sent. The Viewer AE will then receive the query responses, up to a maximum. After the responses are received from all queried destination AEs, the results are consolidated and displayed to the user.

This operation only occurs from the stand-alone user interface of the application. The application also supports embedding in other 3rd party user interfaces which will not invoke the same study query operation.

4.1.2.1.2. Load Study

When the user requests to display a study from within the standalone application or one or more studies through a 3rd party user interface, the Viewer AE is activated. This results in multiple transactions.

An association request is sent to one or more destination AEs simultaneously and, upon successful negotiation of the association, a query request for the details of the study or studies requested to be loaded. The Viewer AE will then receive the query responses. After the responses are received from all queried destination AEs, the results are consolidated and the Viewer AE proceeds to the query for the first study's contents.

An association request is sent to one or more destination AEs simultaneously and, upon successful negotiation of the association, a query request to list the series for the first study is issued. The Viewer AE will then receive the query responses. After the responses are received from all queried destination AEs, the results are consolidated.

If the application is being used in standalone mode, an association request is sent to one or more destination AEs simultaneously and, upon successful negotiation of the association, a query request for studies related to the same patient is issued. The Viewer AE will then receive the query responses. After the responses are received from all queried destination AEs, the results are consolidated.

After the final contents of the study are consolidate from all of the above transactions, the study is presented to the user.

During the presentation, the system will automatically load the first one or more series, depending on the presentation selected by the user. This results in the View Series real-world activity happening automatically after the Load Study activity.

4.1.2.1.3. Load Series

While the user is reviewing a study in both standalone and integrated modes, a series within the study can be loaded. This happens either automatically when the study is loaded, when a series thumbnail is loaded, or when the user loads a selected series into a viewer. The Viewer AE is activated to perform a query of images in the series.

An association request is sent to a destination AE and, upon successful negotiation of the association, a query request for images for the selected series is issued. The Viewer AE will then receive the query responses. After the responses are received from the destination AE, the Viewer AE proceeds to display the images in the current viewer layout.

During the presentation of the series, the system will automatically load all images that are displayed in the first page of the viewer. This results in the View Image, Report, or Audio Clip real-world activity happening automatically after the Load Series activity.

4.1.2.1.4. Load Instance and Store Instance

Any time the user requests to display an image, presentation state, key object, report, or audio clip within the application, the same operations are invoked. This can happen automatically after the Load Series activity, selection of a new series for display, the application displaying a series thumbnail, or scrolling to an image that was not previously visualized. This can also happen when the user views a report or audio file.

An association request is sent to the destination AE that contains the instance and, upon successful negotiation of the association, a move request for the IOD is issued. The Viewer AE is listening for the destination AE to deliver the IOD to it using a store operation and waiting for successful completion of the move. After this, the IOD is rendered to a format suitable for delivery to the user and presented to the user.

4.1.2.1.5. Save Instance

The user can choose to save the presentation state of a displayed series while they are viewing and manipulating that series. Also, when performing 3D operations, the user can choose to save secondary capture images and reconstructed CT/MR/PT images. When they invoke the save operation, the Viewer AE is activated to store the instance(s). An association request is sent to the same destination data source from which the series was loaded and, upon successful negotiation of the association, the storage request will be sent. On successful completion of the storage, the presentation state series will be displayed in the thumbnail area if the user is saving a presentation state.

This operation may or may not be available to all users.

4.1.2.2. Functional Definition of Transfer AE

4.1.2.2.1. List Study Instances

During the initial processing of transfer or download jobs, the Transfer AE is activated to acquire information about the study instances to be transferred or downloaded. This results in multiple transactions.

An association request is sent to the destination AE containing the study and, upon successful negotiation of the association, a query request for the study's series is made. The Transfer AE will then receive the query responses. After the responses are received, the Transfer AE proceeds to query the instances of each series.

4.1.2.2.2. Transfer Study

If the application has multiple data sources and the transfer feature is enabled, the user can transfer studies between the data sources. This happens either by the Transfer AE requesting a data source to move the data directly to another data source, or by the Transfer AE retrieving the data from one data source and storing it into another data source.

In the case where a direct move is used, the Transfer AE sends an association request to the source AE that contains the study and, upon successful negotiation of the association, a move request is issued with the destination AE as the destination. The Transfer AE waits for successful completion of the move. On successful completion of the move, the transfer job will be listed as complete.

In the case where a direct move is not used, the Transfer AE sends an association request to the source AE that contains the study (assuming the source is a DICOM data source) and, upon successful negotiation of the association, a move request is issued with the destination AE as the Transfer AE. The Transfer AE is listening for the source AE to deliver the IODs to it using store operations and waiting for successful completion of the move. After this, the Transfer AE sends an association request to the destination AE and, upon successful negotiation of the association, the storage requests will be sent. On successful completion of the storage, the transfer job will be listed as complete.

This operation may or may not be available to all users.

4.1.2.2.3. Download Study

If the download feature is enabled, the user can transfer studies from the application's data sources to an external client, possibly with an external PACS as a final destination. During processing a download job, the Transfer AE sends an association request to the source AE that contains the study and, upon successful negotiation of the association, a move request is issued with the Transfer AE as the destination AE. The Transfer AE is listening for the source AE to deliver the IODs to it using store operations and waiting for successful completion of the move. After this, the Transfer AE transmits the study to the client using non-DICOM communication and the download job will be listed as complete.

This operation may or may not be available to all users.

4.1.2.3. Functional Definition of Pre-Cache AE

4.1.2.3.1. Pre-Cache Study Instances

The Pre-Cache service can be configured with multiple data sources which it will pull studies within a configured time frame from, at a configured interval. When determining which studies to be cached, the Pre-Cache AE sends an association request to each of the configured data sources and upon successful negotiation of the association sends a query with a data range based on the configured caching retrieval range. The Pre-Cache AE then performs a study level move for each of the studies found during the initial query.

The system may also be configured so that it does not query the remote data sources and relies on them to push the data that is to be cached. In this configuration the remote data sources create an association with the Pre-Cache AE and perform moves for the instances to be cached.

4.1.2.3.2. Receive Study Instances

The Pre-Cache service can also be used to receive study instances without querying/fetching. Any external PACS can directly issue C-STORE commands and stored study instances to it.

4.1.3. Sequencing of Real World Activities

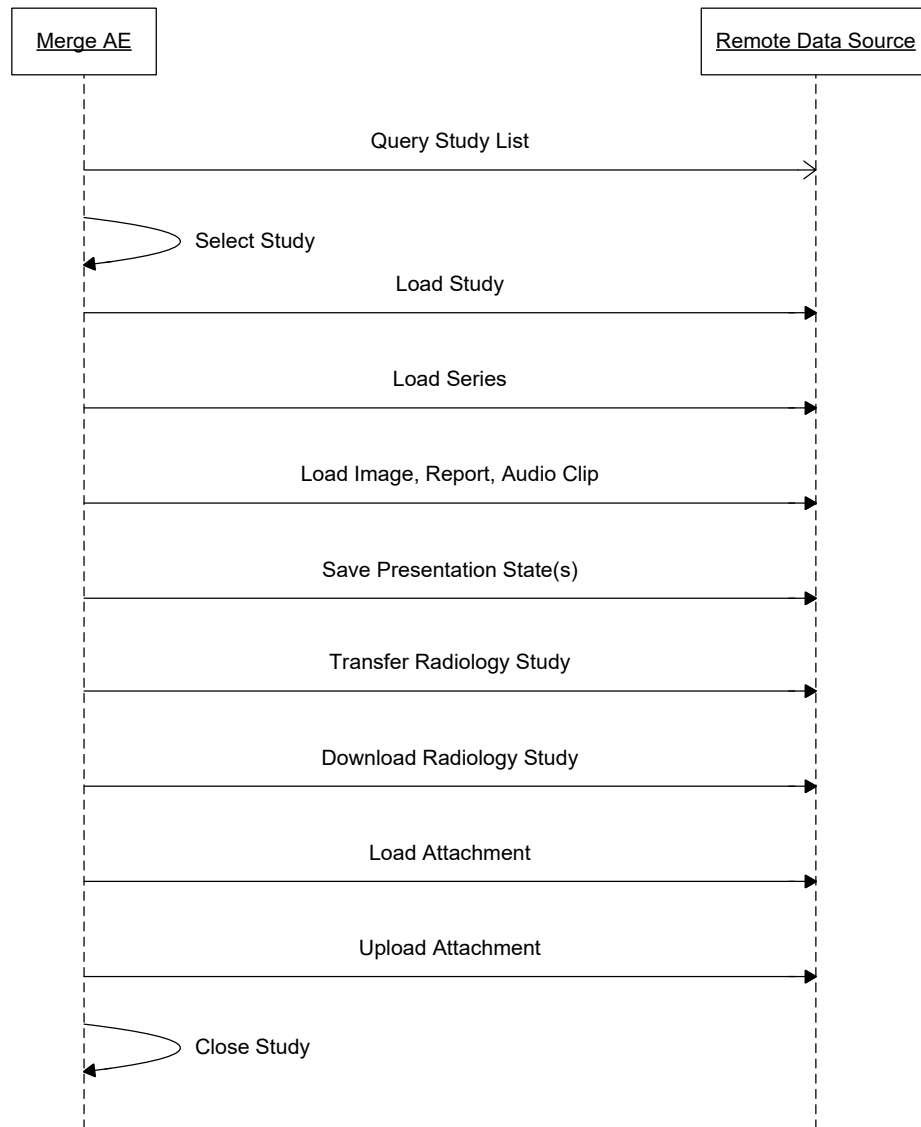


Figure 4 Real-World Activity Sequencing Constraints

Typically, the sequence of operations from the standalone application is as follows:

1. Query Study List
2. Select Study
3. Load Study
4. Load Series
5. Load Image(s), Report(s), Audio Clip(s)
6. (Optional) Save Presentation State(s)

7. (Optional) Transfer Study
8. (Optional) Download Study
9. Close Study

Steps 4, 5, 6, 7, 8, and 9 are in control of the user and can be performed in any order or repeated any number of times per study.

Steps 7 and 8 can also be initiated independently from a study list within the application, but there is no specific sequencing of operations in that case.

The typical sequence of operations from an integrated environment include only steps 3 to 10.

4.2. AE Specifications

4.2.1. Viewer Application Entity Specification

4.2.1.1. SOP Classes

The application provides Standard Conformance to the following SOP Classes:

SOP Class Name	SOP Class UID	SCU	SCP
Verification	1.2.840.10008.1.1	Yes	Yes
Study Root Query/Retrieve Information Model – FIND	1.2.840.10008.5.1.4.1.2.2.1	Yes	No
Study Root Query/Retrieve Information Model – MOVE	1.2.840.10008.5.1.4.1.2.2.2	Yes	No
Computed Radiography Image Storage	1.2.840.10008.5.1.4.1.1.1	No	Yes
Digital X-Ray Image Storage – For Presentation	1.2.840.10008.5.1.4.1.1.1.1	No	Yes
Digital Mammography X-Ray Image Storage – For Presentation	1.2.840.10008.5.1.4.1.1.1.2	No	Yes
Digital Intra-oral X-Ray Image Storage – For Presentation	1.2.840.10008.5.1.4.1.1.1.3	No	Yes
CT Image Storage	1.2.840.10008.5.1.4.1.1.2	Option	Yes
Enhanced CT Image Storage	1.2.840.10008.5.1.4.1.1.2.1	No	Yes
Ultrasound Multi-frame Image Storage (Retired)	1.2.840.10008.5.1.4.1.1.3	No	Yes
Ultrasound Multi-frame Image Storage	1.2.840.10008.5.1.4.1.1.3.1	No	Yes

SOP Class Name	SOP Class UID	SCU	SCP
MR Image Storage	1.2.840.10008.5.1.4.1.1.4	Option	Yes
Enhanced MR Image Storage	1.2.840.10008.5.1.4.1.1.4.1	No	Yes
Nuclear Medicine Image Storage (Retired)	1.2.840.10008.5.1.4.1.1.5	No	Yes
Ultrasound Image Storage (Retired)	1.2.840.10008.5.1.4.1.1.6	No	Yes
Ultrasound Image Storage	1.2.840.10008.5.1.4.1.1.6.1	No	Yes
Secondary Capture Image Storage	1.2.840.10008.5.1.4.1.1.7	No	Yes
Multi-frame Grayscale Byte Secondary Capture Image Storage	1.2.840.10008.5.1.4.1.1.7.2	No	Yes
Multi-frame Grayscale Word Secondary Capture Image Storage	1.2.840.10008.5.1.4.1.1.7.3	No	Yes
Multi-frame True Color Secondary Capture Image Storage	1.2.840.10008.5.1.4.1.1.7.4	No	Yes
Basic Voice Audio Waveform Storage	1.2.840.10008.5.1.4.1.1.9.4.1	No	Yes
General Audio Waveform Storage	1.2.840.10008.5.1.4.1.1.9.4.2	No	Yes
Grayscale Softcopy Presentation State Storage SOP Class	1.2.840.10008.5.1.4.1.1.11.1	Option	Yes
X-Ray Angiographic Image Storage	1.2.840.10008.5.1.4.1.1.12.1	No	Yes
X-Ray Radiofluoroscopic Image Storage	1.2.840.10008.5.1.4.1.1.12.2	No	Yes
Breast Tomosynthesis Image Storage	1.2.840.10008.5.1.4.1.1.13.1.3	No	Yes
Nuclear Medicine Image Storage	1.2.840.10008.5.1.4.1.1.20	No	Yes
VL Endoscopic Image Storage	1.2.840.10008.5.1.4.1.1.77.1.1	No	Yes
Video Endoscopic Image Storage	1.2.840.10008.5.1.4.1.1.77.1.1.1	No	Yes
VL Photographic Image Storage	1.2.840.10008.5.1.4.1.1.77.1.4	No	Yes
Ophthalmic Photography 8 Bit Image Storage	1.2.840.10008.5.1.4.1.1.77.1.5.1	No	Yes
Ophthalmic Tomography Image Storage	1.2.840.10008.5.1.4.1.1.77.1.5.4	No	Yes
Basic Text SR Storage	1.2.840.10008.5.1.4.1.1.88.11	No	Yes
Enhanced SR Storage	1.2.840.10008.5.1.4.1.1.88.22	No	Yes

SOP Class Name	SOP Class UID	SCU	SCP
Comprehensive SR Storage	1.2.840.10008.5.1.4.1.1.88.33	No	Yes
Comprehensive 3D SR Storage	1.2.840.10008.5.1.4.1.1.88.34	Option	Yes
Mammography CAD SR Storage	1.2.840.10008.5.1.4.1.1.88.50	No	Yes
Key Object Selection Document Storage	1.2.840.10008.5.1.4.1.1.88.59	Option	Yes
Encapsulated PDF Storage	1.2.840.10008.5.1.4.1.1.104.1	No	Yes
Positron Emission Tomography Image Storage	1.2.840.10008.5.1.4.1.1.128	Option	Yes
RT Image Storage	1.2.840.10008.5.1.4.1.1.481.1	No	Yes

4.2.1.2. Association Policies

4.2.1.2.1. General

The DICOM standard application context name for DICOM 3.0 is always proposed:

Application Context Name	1.2.840.10008.3.1.1.1
--------------------------	-----------------------

4.2.1.2.2. Number of Associations

The Viewer AE can initiate and accept any number of associations simultaneously, with some limitations.

If the Viewer AE is configured to reuse DICOM associations, the maximum number of active initiated associations can be configured. If it is not so configured, it will initiate as many associations as required to process outstanding requests on-demand.

The Viewer AE will only initiate one association at a time with which to save presentation states.

The Viewer AE will accept as many associations as required to process outstanding requests on-demand.

4.2.1.2.3. Asynchronous Nature

The Viewer AE does not support asynchronous operations and will not perform asynchronous window negotiation.

4.2.1.2.4. Implementation Identifying Information

The application uses the following implementation identifying information:

Implementation Class UID	2.16.840.1.113669.2013.1.2
Implementation Version Name	MERGE UV 8.3

4.2.1.3. Association Initiation Policy

This section describes the conditions under which the Viewer AE SCU will initiate an association.

4.2.1.3.1. Activity – View Study List

4.2.1.3.1.1. Description and Sequencing of Activities

When the application is used in stand-alone mode, the starting point of the user's usage is either the "Study" page or the "Patient" page, from where they may view a list of studies from which to select one to review. When the application is being integrated by another application, the user may visit a patient record page from where they may view a list of studies for a particular patient or they may request a study list page that lists studies matching some provided criteria.

When using the "Study" page, the user can set up a set of query parameters for patient, study, or even series attributes for which they want to see the list of matching studies. These query parameters supplement any filters imposed upon them by the domain administrator used to limit the information that that user may see. The Viewer AE is activated automatically when the user visits this page (is the user preference is set to automatically query) or when the user presses the "Search" button.

When using the "Patient" page, the user has selected a patient and is being presented with a list of studies for that patient. Alternatively, when a hosting application invokes the patient record, the user is also presented with a list of studies for that patient. The Viewer AE is activated automatically as a result of the user visiting the patient record or when the user refines the date range and presses the "Search" button.

In all of the above scenarios, the Viewer AE can operate (based on configuration) in one of two modes: hierarchical query, or non-negotiated relational query.

In the more common hierarchical query, the Viewer AE attempts to initiate a new Association with all remote DICOM C-FIND SCPs configured within the system, activated within the domain for which the user belongs, or which the user has selected. For each DICOM C-FIND SCP, if the association is successfully negotiated, the Viewer AE issues a C-FIND request at the Study level where the Identifier contains the study matching criteria as described above. The Viewer AE will then wait for each C-FIND response, up to a configurable maximum. When the C-FIND responses are complete or the maximum is received, the Viewer AE will remove any data which does not match the original query (in the case the DICOM data source could not apply optional query keys), combine the results from all data sources, and, if the user applied series-level matching criteria, will proceed to a further Series level query, else it will present the combined results to the user.

If a Series level query is required, the Viewer AE attempts to initiate a new Association with all remote DICOM C-FIND SCPs sequentially for each study found in the previous query. For each DICOM C-FIND SCP, if the association is successfully negotiated, the Viewer AE issues a C-FIND request at the Series level where the Identifier contains the Study Instance UID and series -level matching criteria as described above. The Viewer AE will then wait for each C-FIND response. When the C-FIND responses for each study are received, the Viewer AE will remove any data which does not match the

original query (in the case the DICOM data source could not apply optional query keys), combine the results from all data sources, and present the combined results to the user.

If the application is being integrated by another application, that application requested the study list to be displayed, and study-level query parameters were provided (i.e. Study Instance UID, Accession Number, and/or Referring Physician), an additional DICOM C-FIND request for related studies is issued before the results are combined and presented to the user.

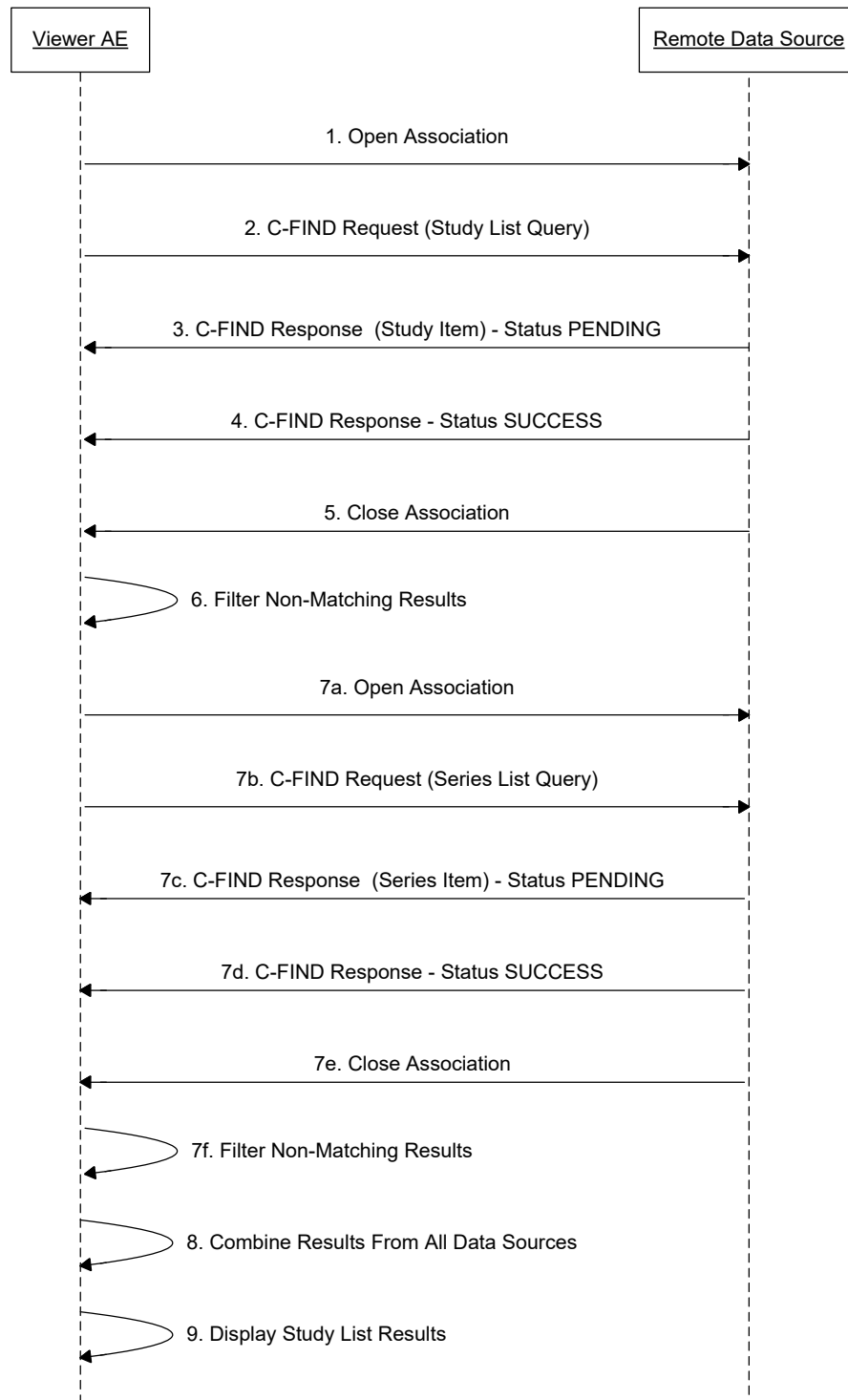


Figure 5 - View Study List Interaction – Hierarchical Query

The typical sequence of interactions between the Viewer AE and a DICOM data source when using hierarchical query as shown above is described as follows:

1. The Viewer AE opens an association with the DICOM data source.
2. The Viewer AE sends a C-FIND request to the DICOM data source containing the user's study-level query attributes and domain-specific filters.
3. The DICOM data source returns one C-FIND response for each study that matches at least the required query keys and containing at least the requested return keys contained in the request.
4. The DICOM data source returns the final C-FIND response.
5. The Viewer AE closes the association with the DICOM data source (optionally, depending on the configuration).
6. The Viewer AE checks the returned studies to confirm that all responses match the optional matching keys, else those studies are removed from the results.
7. If the user specified series-level query attributes or if they exist in their configured filters, the Viewer AE performs the following for each study found:
 - a. The Viewer AE opens an association with the DICOM data source.
 - b. The Viewer AE sends a C-FIND request to the DICOM data source containing the Study Instance UID and the user's series-level query attributes and domain-specific filters.
 - c. The DICOM data source returns one C-FIND response for each series that matches at least the required query keys and containing at least the requested return keys contained in the request.
 - d. The DICOM data source returns the final C-FIND response.
 - e. The Viewer AE closes the association with the DICOM data source (optionally, depending on the configuration).
 - f. The Viewer AE checks the returned series to confirm that all responses match the optional matching keys, else those series are removed from the results.
8. The Viewer AE combines the returned studies with results from other data sources.
9. The Viewer AE displays the combined results of the search to the user.

In the non-negotiated relational query, the Viewer AE attempts to make a Series level query using all query criteria. The Viewer AE attempts to initiate a new Association with all remote DICOM C-FIND SCPs configured within the system, activated within the domain for which the user belongs, or which the user has selected. For each DICOM C-FIND SCP, if the association is successfully negotiated, the Viewer AE issues a C-FIND request at the Series level where the Identifier contains both the study-level and series-level matching criteria as described above. The Viewer AE will then wait for each C-FIND response, up to a configurable maximum. When the C-FIND responses are complete or the maximum is received, the Viewer AE will remove any data which does not match the original query (in the case the DICOM data source could not apply optional query keys), combine the results from all data sources, and present the combined results to the user.

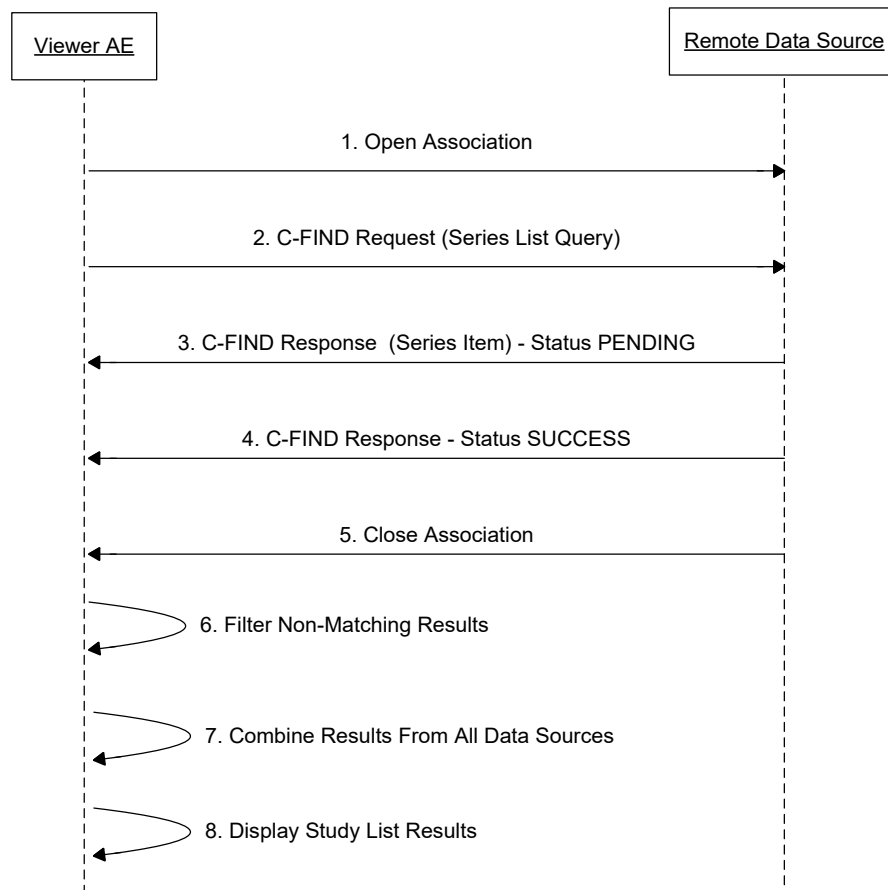


Figure 6 - View Study List Interaction – Non-Negotiated Relational Query

The typical sequence of interactions between the Viewer AE and a DICOM data source when using hierarchical query as shown above is described as follows:

1. The Viewer AE opens an association with the DICOM data source.
2. The Viewer AE sends a C-FIND request to the DICOM data source containing the user's study and series level query attributes and domain-specific filters.
3. The DICOM data source returns one C-FIND response for each series that matches at least the required query keys and containing at least the requested return keys contained in the request.
4. The DICOM data source returns the final C-FIND response.
5. The Viewer AE closes the association with the DICOM data source (optionally, depending on the configuration).
6. The Viewer AE checks the returned studies and series to confirm that all responses match the optional matching keys, else those studies are removed from the results.
7. The Viewer AE combines the returned studies with results from other data sources.
8. The Viewer AE displays the combined results of the search to the user.

In both the hierarchical and non-negotiated relational case, while combining the results, duplicate entries will be removed based on the unique identifier at each level of the data model, where the record that is first found during processing is used (i.e. the records are not “merged”). The system will, however, keep track of which data sources study instances are found.

In both the hierarchical and non-negotiated relational case, if the application is being integrated by another application, that application requested the study list to be displayed, and study-level query parameters were provided (i.e. Study Instance UID, Accession Number, and/or Referring Physician), the following additional sequence of interactions may happen:

1. The Viewer AE opens an association with the DICOM data source.
2. The Viewer AE sends a C-FIND request to the DICOM data source containing the Patient's Name and Patient's Date of Birth asking for related studies for this patient.
3. The DICOM data source returns one C-FIND response for each study that matches the patient information.
4. The DICOM data source returns the final C-FIND response.
5. The Viewer AE closes the association with the DICOM data source (optionally, depending on the configuration).

4.2.1.3.1.2. Proposed Presentation Contexts

The Viewer AE will propose Presentation Contexts as shown in the following table.

Presentation Context Table					
Abstract Syntax		Transfer Syntax		Role	Ext. Negot.
Name	UID	Name List	UID List		
Verification	1.2.840.10008.1.1	Implicit Little Endian	1.2.840.10008.1.2	SCU	None
		Explicit Little Endian	1.2.840.10008.1.2.1		
Patient Root Query/Retrieve Information Model – FIND	1.2.840.10008.5.1.4.1.2.1.1	Implicit Little Endian	1.2.840.10008.1.2	SCU	None
		Explicit Little Endian	1.2.840.10008.1.2.1		
Patient Root Query/Retrieve Information Model – MOVE	1.2.840.10008.5.1.4.1.2.1.1	Implicit Little Endian	1.2.840.10008.1.2	SCU	None
		Explicit Little Endian	1.2.840.10008.1.2.1		
Study Root Query/Retrieve Information Model – FIND	1.2.840.10008.5.1.4.1.2.2.1	Implicit Little Endian	1.2.840.10008.1.2	SCU	None
		Explicit Little Endian	1.2.840.10008.1.2.1		

Presentation Context Table					
Abstract Syntax		Transfer Syntax		Role	Ext. Negot.
Name	UID	Name List	UID List		
Study Root Query/Retrieve Information Model – MOVE	1.2.840.10008.5.1.4. 1.2.2.2	Implicit Little Endian	1.2.840.10008.1.2	SCU	None
		Explicit Little Endian	1.2.840.10008.1.2.1		

4.2.1.3.1.3. SOP Specific Conformance for C-FIND SOP Class

The behavior of Viewer AE when encountering status codes in a C-FIND response is summarized in the table below. If the remote AE returns a status other than “Success” or “Pending”, the query to that DICOM data source is considered to have failed; the results will not be included in the response, and if other data sources succeed, the user will be informed that the results are incomplete.

C-FIND Response Status Handling Behavior

Service Status	Further Meaning	Error Code	Behavior
Success	Matching is complete	0000	The SCP has completed the matches. The results will be displayed to the user.
Refused	Out of Resources	A700	The Association is aborted by closing TCP/IP connection and the operation is marked as failed. Error information is logged.
Failed	Identifier does not match SOP Class	A900	The Association is aborted by closing TCP/IP connection and the operation is marked as failed. Error information is logged.
Failed	Unable to Process	C000 – CFFF	The Association is aborted by closing TCP/IP connection and the operation is marked as failed. Error information is logged.
Cancel	Matching terminated due to Cancel request	FE00	The Association is aborted by closing TCP/IP connection and the operation is marked as failed. Error information is logged.
Pending	Matches are continuing	FF00	The SCP has provided a valid response item. The item contained in the Identifier is collected for later processing.
Pending	Matches are continuing – Warning that one or more Optional Keys were not supported	FF01	The SCP has provided a valid response item. The item contained in the Identifier is collected for later processing.
*	*	Any other status code.	The Association is aborted by closing TCP/IP connection and the operation is marked as failed. Error information is logged.

The behavior of Viewer AE during communication failure is summarized in the table below:

C-FIND Communication Failure Behavior

Exception	Behavior
Timeout	The Association is aborted by closing TCP/IP connection and the operation is marked as failed. Error information is logged.
Association aborted by the SCP or network layers	The operation is marked as failed. The reason is logged.

The Viewer AE conforms to the hierarchical query specifications of the Study Root Query/Retrieve Information Model – FIND SOP Class. The Viewer AE is also capable of using a non-negotiated relational query which can be more efficient if it is supported by the remote AE. The selection of the C-FIND behavior is configurable.

The tables below provide a description of the Viewer AE C-FIND Request Identifier and specify the attributes that are used. Unexpected attributes returned in a C-FIND response are ignored.

Requested return attributes not supported by the SCP are set to have no value. Non-matching responses returned by the SCP due to unsupported optional matching keys are removed by the Viewer AE. Duplicate entries will be removed based on the unique identifier at each level of the data model, where the record that is first found during processing is used (i.e. the records are not “merged”).

Hierarchical Query

C-FIND Request Identifier – Hierarchical Query – Study Level

Level				
Attribute Name	Tag	VR	M	R
Specific Character Set	(0008,0005)	CS	-	O
Patient/Study				
Patient Name	(0010,0010)	PN	X	X
Patient ID	(0010,0020)	LO	X	X
Issuer of Patient ID	(0010,0021)	LO	X	X
Patient's Birth Date	(0010,0030)	DA	X	X
Patient's Sex	(0010,0040)	CS	X	X
Study Instance UID	(0020,000D)	UI		X
Study Date	(0008,0020)	DA	X	X
Study Time	(0008,0020)	TM	X	X
Referring Physician's Name	(0008,0090)	PN	X	X
Study ID	(0020,0010)	SH	X	X
Accession Number	(0008,0050)	SH	X	X

Level				
Attribute Name	Tag	VR	M	R
Study Description	(0008,1030)	LO	X	X
Study Arrival Date	(0032,1040)	DA		X
Number of Study Related Series	(0020,1206)	IS		X
Number of Study Related Instances	(0020,1208)	IS		X
Modalities in Study	(0008,0061)	CS	O	O
Procedure Code Sequence	(0008,1032)	SQ		O
Name of Physician(s) Reading Study	(0008,1060)	PN	O	O
Admitting Diagnoses Description	(0008,1080)	LO		O
Admission ID	(0038,0010)	LO		O
Issuer of Admission ID	(0038,0011)	LO		O

C-FIND Request Identifier – Hierarchical Query – Series Level

Level				
Attribute Name	Tag	VR	M	R
Specific Character Set	(0008,0005)	CS	-	O
Patient/ Study				
Study Instance UID	(0020,000D)	UI	X	X
Series				
Series Instance UID	(0020,000E)	UI		X
Modality	(0008,0060)	CS	X	X
Series Number	(0020,0011)	IS		X
Series Date	(0008,0021)	DA		X
Series Time	(0008,0031)	TM		X
Series Description	(0008,103E)	LO		X
Body Part Examined	(0018,0015)	CS		X
Institution Name	(0008,0080)	LO	X	X
Number of Series Related Instances	(0020,1209)	IS		X
Performed Procedure Step Start Date	(0040,0244)	DA		O
Performed Procedure Step Start Time	(0040,0245)	TM		O
Request Attributes Sequence	(0040,0275)	SQ		O

Non-Negotiated Relational Query**C-FIND Request Identifier – Non-Negotiated Relational Query**

Level				
Attribute Name	Tag	VR	M	R
Specific Character Set	(0008,0005)	CS	-	O
Patient/Study				
Patient Name	(0010,0010)	PN	X	X
Patient ID	(0010,0020)	LO	X	X
Issuer of Patient ID	(0010,0021)	LO	X	X
Other Patient IDs	(0010,1000)	LO	X	X
Patient's Birth Date	(0010,0030)	DA	X	X
Patient's Sex	(0010,0040)	CS	X	X
Study Instance UID	(0020,000D)	UI		X
Study Date	(0008,0020)	DA	X	X
Study Time	(0008,0020)	TM	X	X
Referring Physician's Name	(0008,0090)	PN	X	X
Study ID	(0020,0010)	SH	X	X
Accession Number	(0008,0050)	SH	X	X
Study Description	(0008,1030)	LO	X	X
Number of Study Related Instances	(0020,1208)	IS		X
Modalities in Study	(0008,0061)	CS	O	O
Name of Physician(s) Reading Study	(0008,1060)	PN	O	O
Admission ID	(0038,0010)	LO		O
Issuer of Admission ID	(0038,0011)	LO		O
Series				
Series Instance UID	(0020,000E)	UI		X
Modality	(0008,0060)	CS	O	O
Series Description	(0008,103E)	LO		X
Institution Name	(0008,0080)	LO	X	X

The above tables should be read as follows:

Level:	The name of the associated level for supported C-FIND attributes.
Attribute Name:	Attributes supported to build a C-FIND Request Identifier
Tag:	DICOM tag for this attribute
VR:	DICOM VR for this attribute
M:	Matching keys for C-FIND query. An "X" indicates that Viewer AE may supply an attribute value based on user input. An "O" indicates that it's optional behavior and may be turned off.
R:	Return keys. An "X" indicates that Viewer AE will supply this attribute as Return Key with zero length for Universal Matching, if matching key is not provided. An "O" indicates that it's optional behavior and may be turned off.

4.2.1.3.2. Activity – Load Study

4.2.1.3.2.1. Description and Sequencing of Activities

Whenever the user actions dictate that they want to load a study for further review, the Viewer AE is activated. At this point, a specific study or set of studies has been identified by the user and they are internally identified by their Study Instance UID(s).

In the standalone application, the user can only select one study at a time, however the application will attempt to locate additional related studies based on the patient ID and name.

Using the Study Instance UID(s), the Viewer AE issues the following requests:

1. a C-FIND request for detailed study information where the Identifier contains the Study Instance UID(s),
2. a C-FIND request for the series in the study where the Identifier contains the Study Instance UID,
3. if it is a request from the standalone application or if the integrator provided the "relatedStudies" flag, a C-FIND request for related studies where the Identifier contains the Patient ID and Patient's Name.

For each request, the Viewer AE attempts to initiate a new Association with the remote DICOM C-FIND SCPs that has been identified to contain the studies, sends the C-FIND request, and waits for each C-FIND response. When the C-FIND responses are complete, the Viewer AE will proceed to the next request or will combine the results from all data sources, and proceed to present the study contents to the user.

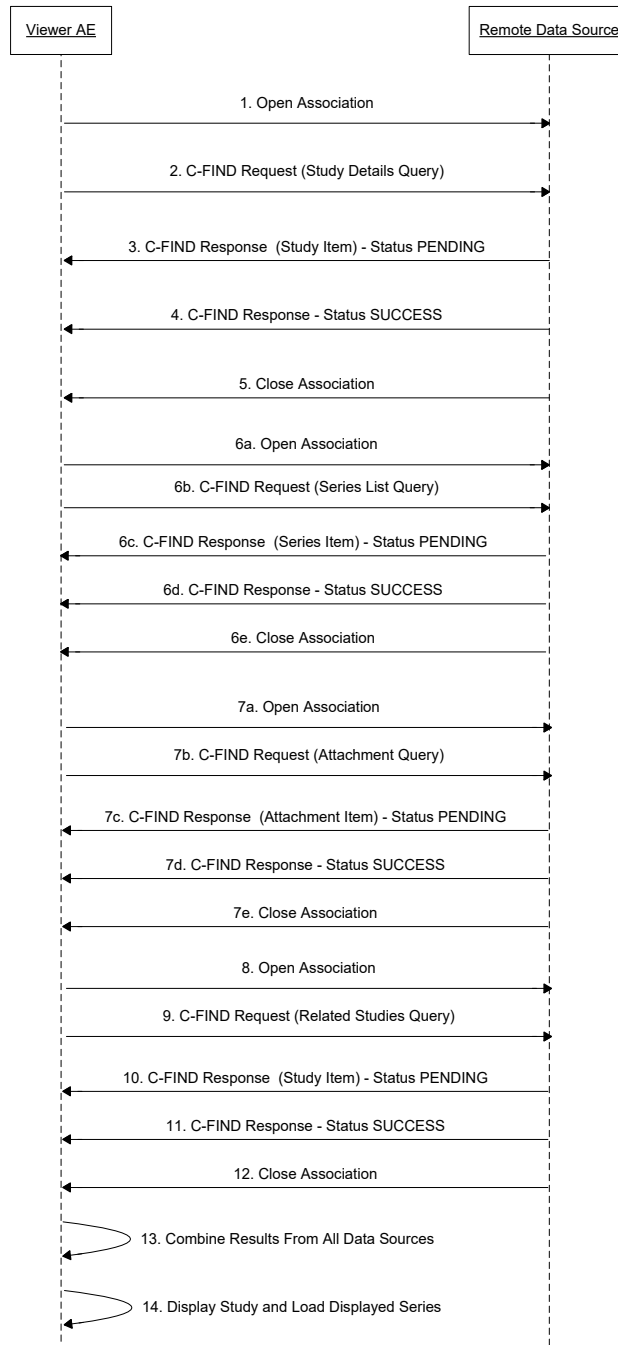


Figure 7 - Load Study Interaction

The typical sequence of interactions between the Viewer AE and a DICOM data source as shown above is described as follows:

1. The Viewer AE opens an association with the DICOM data source.
2. The Viewer AE sends a C-FIND request to the DICOM data source containing the Study Instance UID(s) asking for additional study attributes.

3. The DICOM data source returns one C-FIND response for the study/studies that matches the Study Instance UID(s).
4. The DICOM data source returns the final C-FIND response.
5. The Viewer AE closes the association with the DICOM data source (optionally, depending on the configuration).
6. For each study:
 - a. The Viewer AE opens an association with the DICOM data source (if previously closed).
 - b. The Viewer AE sends a C-FIND request to the DICOM data source containing the Study Instance UID asking for a list of series.
 - c. The DICOM data source returns one C-FIND response for each series that matches the required query key and containing at least the requested return keys contained in the request.
 - d. The DICOM data source returns the final C-FIND response.
 - e. The Viewer AE closes the association with the DICOM data source (optionally, depending on the configuration).
7. For each study:
 - a. The Viewer AE opens an association with the DICOM data source (if previously closed).
 - b. The DICOM data source returns one C-FIND response for each series that matches the required query key and containing at least the requested return keys contained in the request.
 - c. The DICOM data source returns the final C-FIND response.
 - d. The Viewer AE closes the association with the DICOM data source (optionally, depending on the configuration).
8. The Viewer AE opens an association with the DICOM data source.
9. The Viewer AE sends a C-FIND request to the DICOM data source containing the Patient ID and Patient's Name asking for related studies for this patient.
10. The DICOM data source returns one C-FIND response for each study that matches the patient information.
11. The DICOM data source returns the final C-FIND response.
12. The Viewer AE closes the association with the DICOM data source (optionally, depending on the configuration).
13. The Viewer AE combines all of the returned information from all queries and all data sources.
14. The Viewer AE displays the study to the user and proceeds to load the automatically displayed series.

NOTE: With each of the above transactions, any query made below the study query level will cause an additional query at the study level and below, when using a hierarchical query method.

4.2.1.3.2.2. Proposed Presentation Contexts

The Viewer AE will propose Presentation Contexts as shown in the following table.

Presentation Context Table					
Abstract Syntax		Transfer Syntax		Role	Ext. Negot.
Name	UID	Name List	UID List		
Verification	1.2.840.10008.1.1	Implicit Little Endian	1.2.840.10008.1.2	SCU	None
		Explicit Little Endian	1.2.840.10008.1.2.1		
Patient Root Query/Retrieve Information Model – FIND	1.2.840.10008.5.1.4.1.2.1.1	Implicit Little Endian	1.2.840.10008.1.2	SCU	None
		Explicit Little Endian	1.2.840.10008.1.2.1		
Patient Root Query/Retrieve Information Model – MOVE	1.2.840.10008.5.1.4.1.2.1.1	Implicit Little Endian	1.2.840.10008.1.2	SCU	None
		Explicit Little Endian	1.2.840.10008.1.2.1		
Study Root Query/Retrieve Information Model – FIND	1.2.840.10008.5.1.4.1.2.2.1	Implicit Little Endian	1.2.840.10008.1.2	SCU	None
		Explicit Little Endian	1.2.840.10008.1.2.1		
Study Root Query/Retrieve Information Model – MOVE	1.2.840.10008.5.1.4.1.2.2.2	Implicit Little Endian	1.2.840.10008.1.2	SCU	None
		Explicit Little Endian	1.2.840.10008.1.2.1		

4.2.1.3.2.3. SOP Specific Conformance for C-FIND SOP Class

The behavior of Viewer AE when encountering status codes in a C-FIND response is summarized in the table below. If the remote AE returns a status other than “Success” or “Pending”, the query to that DICOM data source is considered to have failed; the results will not be included in the response, and if other data sources succeed, study will be loaded using data from other data sources; otherwise the operation will fail, and the user will be informed about the failure.

C-FIND Response Status Handling Behavior

Service Status	Further Meaning	Error Code	Behavior
Success	Matching is complete	0000	The SCP has completed the matches. The results will be displayed to the user.
Refused	Out of Resources	A700	The Association is aborted by closing TCP/IP connection and the operation is marked as failed. Error information is logged.

Service Status	Further Meaning	Error Code	Behavior
Failed	Identifier does not match SOP Class	A900	The Association is aborted by closing TCP/IP connection and the operation is marked as failed. Error information is logged.
Failed	Unable to Process	C000 – CFFF	The Association is aborted by closing TCP/IP connection and the operation is marked as failed. Error information is logged.
Cancel	Matching terminated due to Cancel request	FE00	The Association is aborted by closing TCP/IP connection and the operation is marked as failed. Error information is logged.
Pending	Matches are continuing	FF00	The SCP has provided a valid response item. The item contained in the Identifier is collected for later processing.
Pending	Matches are continuing – Warning that one or more Optional Keys were not supported	FF01	The SCP has provided a valid response item. The item contained in the Identifier is collected for later processing.
*	*	Any other status code.	The Association is aborted by closing TCP/IP connection and the operation is marked as failed. Error information is logged.

The behavior of Viewer AE during communication failure is summarized in the table below:

C-FIND Communication Failure Behavior

Exception	Behavior
Timeout	The Association is aborted by closing TCP/IP connection and the operation is marked as failed. Error information is logged.
Association aborted by the SCP or network layers	The operation is marked as failed. The reason is logged.

The Viewer AE conforms to the hierarchical query specifications of the Study Root Query/Retrieve Information Model – FIND SOP Class.

The tables below provide a description of the Viewer AE C-FIND Request Identifier and specify the attributes that are used. Unexpected attributes returned in a C-FIND response are ignored.

Requested return attributes not supported by the SCP are set to have no value. Duplicate entries will be removed based on the unique identifier at each level of the data model, where the record that is first found during processing is used (i.e. the records are not “merged”).

Hierarchical Query**C-FIND Request Identifier – Hierarchical Query – Study Level**

Level				
Attribute Name	Tag	VR	M	R
Specific Character Set	(0008,0005)	CS	-	O
Patient/Study				
Patient Name	(0010,0010)	PN		X
Patient ID	(0010,0020)	LO	X	X
Issuer of Patient ID	(0010,0021)	LO	O	X
Patient's Birth Date	(0010,0030)	DA		X
Patient's Sex	(0010,0040)	CS		X
Study Instance UID	(0020,000D)	UI	X	X
Study Date	(0008,0020)	DA		X
Study Time	(0008,0020)	TM		X
Referring Physician's Name	(0008,0090)	PN		X
Study ID	(0020,0010)	SH		X
Accession Number	(0008,0050)	SH	X	X
Study Description	(0008,1030)	LO		X
Study Arrival Date	(0032,1040)	DA		X
Number of Study Related Series	(0020,1206)	IS		X
Number of Study Related Instances	(0020,1208)	IS		X
Modalities in Study	(0008,0061)	CS		O
Procedure Code Sequence	(0008,1032)	SQ		O
Name of Physician(s) Reading Study	(0008,1060)	PN		O
Admitting Diagnoses Description	(0008,1080)	LO		O
Admission ID	(0038,0010)	LO		O
Issuer of Admission ID	(0038,0011)	LO		O

C-FIND Request Identifier – Hierarchical Query – Series Level

Level				
Attribute Name	Tag	VR	M	R
Specific Character Set	(0008,0005)	CS	-	O
Patient/Study				
Study Instance UID	(0020,000D)	UI	X	X
Series				
Series Instance UID	(0020,000E)	UI		X
Modality	(0008,0060)	CS		X
Series Number	(0020,0011)	IS		X
Series Date	(0008,0021)	DA		X
Series Time	(0008,0031)	TM		X
Series Description	(0008,103E)	LO		X
Body Part Examined	(0018,0015)	CS		X
Institution Name	(0008,0080)	LO		X
Number of Series Related Instances	(0020,1209)	IS		X
Performed Procedure Step Start Date	(0040,0244)	DA		O
Performed Procedure Step Start Time	(0040,0245)	TM		O
Request Attributes Sequence	(0040,0275)	SQ		O

Non-Negotiated Relational Query**C-FIND Request Identifier – Non-Negotiated Relational Query**

Level				
Attribute Name	Tag	VR	M	R
Specific Character Set	(0008,0005)	CS	-	O
Patient/Study				
Patient Name	(0010,0010)	PN		X
Patient ID	(0010,0020)	LO	X	X
Issuer of Patient ID	(0010,0021)	LO	O	X
Patient's Birth Date	(0010,0030)	DA		X
Patient's Sex	(0010,0040)	CS		X
Study Instance UID	(0020,000D)	UI	X	X

Level				
Attribute Name	Tag	VR	M	R
Study Date	(0008,0020)	DA		X
Study Time	(0008,0020)	TM		X
Study ID	(0020,0010)	SH		X
Accession Number	(0008,0050)	SH	X	X
Study Description	(0008,1030)	LO		X
Number of Study Related Instances	(0020,1208)	IS		X
Name of Physician(s) Reading Study	(0008,1060)	PN		O
Modalities in Study	(0008,0061)	CS		O
Series				
Series Instance UID	(0020,000E)	UI		X
Modality	(0008,0060)	CS		X
Series Number	(0020,0011)	IS		X
Series Date	(0008,0021)	DA		X
Series Time	(0008,0031)	TM		X
Series Description	(0008,103E)	LO		X
Body Part Examined	(0018,0015)	CS		X
Institution Name	(0008,0080)	LO		X
Number of Series Related Instances	(0020,1209)	IS		X

The above tables should be read as follows:

Level:	The name of the associated level for supported C-FIND attributes.
Attribute Name:	Attributes supported to build a C-FIND Request Identifier
Tag:	DICOM tag for this attribute
VR:	DICOM VR for this attribute
M:	Matching keys for C-FIND query. An "X" indicates that Viewer AE may supply an attribute value based on user input. An "O" indicates that it's optional behavior and may be turned off.
R:	Return keys. An "X" indicates that Viewer AE will supply this attribute as Return Key with zero length for Universal Matching, if matching key is not provided. An "O" indicates that it's optional behavior and may be turned off.

4.2.1.3.3. Activity – Load Series

4.2.1.3.3.1. Description and Sequencing of Activities

Whenever the user actions dictate that they want to load a series from a loaded study, the Viewer AE is activated. At this point, a specific series has been identified by the user and is internally identified by the Study Instance UID and Series Instance UID.

If the DICOM data source where the series is stored supports instance-level queries, the system operates at an instance level, listing the instances and loading them on-demand as they are displayed (as per real-world activity Load Instance). If instance-level queries are not supported, a series-level C-MOVE is used to list and load the instances.

If the DICOM data source where the series is stored supports instance-level queries, the Viewer AE attempts to initiate a new Association with the remote DICOM C-FIND SCP that has been identified to contain the series. If the association is successfully negotiated, the Viewer AE issues a C-FIND request for instance information where the Identifier contains the Study Instance UID and Series Instance UID.

The Viewer AE waits for each C-FIND response. When the C-FIND responses are complete, the Viewer AE will evaluate the results. In the case where the instances are images, it will proceed to visualize the images in a viewer. In the case where the instances are Presentation States or Key Object Selections, the Viewer AE will extract the referenced series and instances and initiate a further, similar query for the referenced series and instances in order to load the references images.

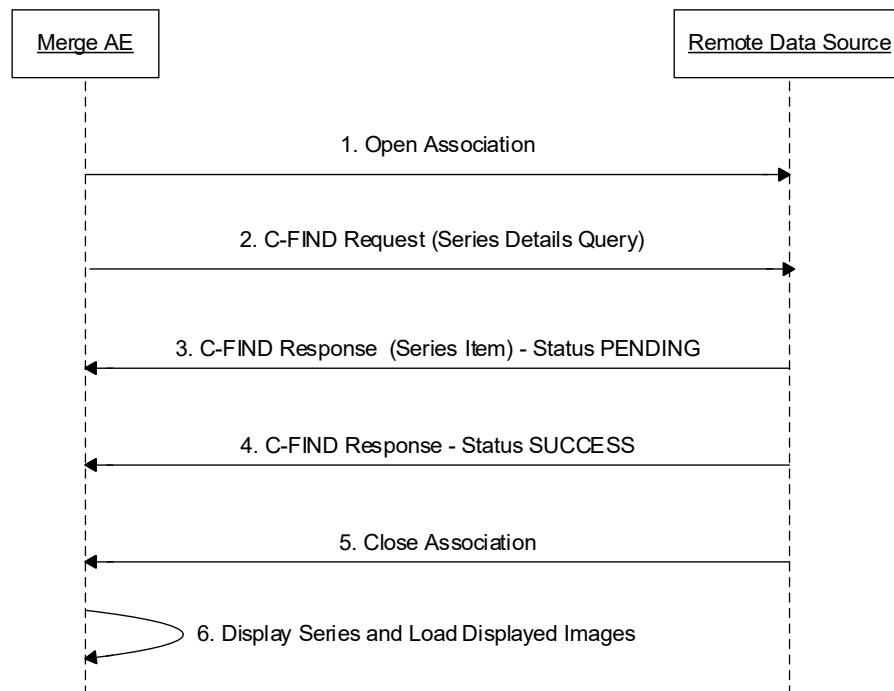


Figure 8 - Load Series Interaction – Instance Query Supported

The typical sequence of interactions between the Viewer AE and a DICOM data source as shown above is described as follows:

1. The Viewer AE opens an association with the DICOM data source.
2. The Viewer AE sends a C-FIND request to the DICOM data source containing the Study Instance UID and Series Instance UID asking for instances from the series.
3. The DICOM data source returns one C-FIND response for each instance in the series that matches the required query key and containing at least the requested return keys contained in the request.
4. The DICOM data source returns the final C-FIND response.
5. The Viewer AE closes the association with the DICOM data source (optionally, depending on the configuration).
6. The Viewer AE displays the series to the user in a scrollable viewer and proceeds to load the visible images.

If the DICOM data source where the series is stored does not support instance-level queries, the Viewer AE attempts to initiate a new Association with the remote DICOM C-MOVE SCP that has been identified to contain the series. If the association is successfully negotiated, the Viewer AE issues a C-MOVE request for instance information where the Identifier contains the Study Instance UID and Series Instance UID.

The Viewer AE expects that the C-MOVE will result in a C-STORE of the instances. The Viewer AE waits for the final C-MOVE response. When the final C-MOVE response occurs, the Viewer AE will parse the instances and proceed to display the images.

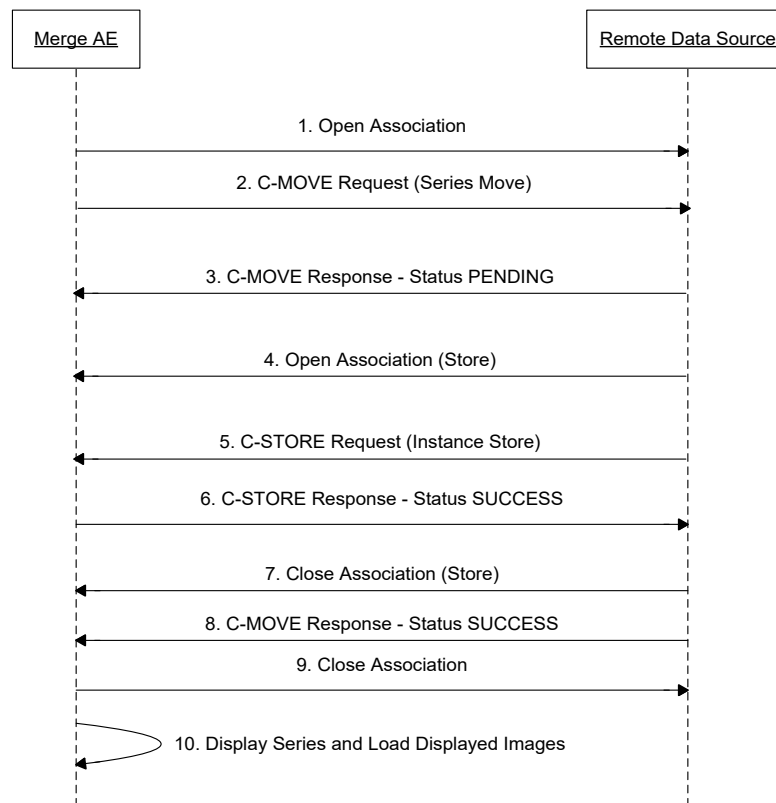


Figure 9 - Load Series Interaction – Instance Query Not Supported

The typical sequence of interactions between the Viewer AE and a DICOM data source as shown above is described as follows:

1. The Viewer AE opens an association with the DICOM data source.
2. The Viewer AE sends a C-MOVE request to the DICOM data source containing the Study Instance UID and Series Instance UID asking for the series to be stored to the Viewer AE.
3. The DICOM data source sends a C-MOVE response to the Viewer AE indicating the move has pending operations.
4. The DICOM data source opens an association with the Viewer AE.
5. The DICOM data source issues C-STORE requests for the requested instances.
6. The Viewer AE receives the instances and issues C-STORE responses.
7. The DICOM data source closes the association.
8. The DICOM data source sends the C-MOVE response indicating success.
9. The Viewer AE closes the association with the DICOM data source (optionally, depending on the configuration).
10. The Viewer AE proceeds with the display of the series.

The order of step 3 and 7 are highly dependent on the DICOM data source and may happen out of sequence, as allowed by DICOM.

Note: With each of the above transactions, any query made below the study query level will cause an additional query at the study level and below, when using a hierarchical query method.

4.2.1.3.3.2. Proposed Presentation Contexts

The Viewer AE will propose Presentation Contexts as shown in the following table.

Presentation Context Table					
Abstract Syntax		Transfer Syntax		Role	Ext. Negot.
Name	UID	Name List	UID List		
Verification	1.2.840.10008.1.1	Implicit Little Endian	1.2.840.10008.1.2	SCU	None
		Explicit Little Endian	1.2.840.10008.1.2.1		
Patient Root Query/Retrieve Information Model – FIND	1.2.840.10008.5.1.4.1.2.1.1	Implicit Little Endian	1.2.840.10008.1.2	SCU	None
		Explicit Little Endian	1.2.840.10008.1.2.1		
Patient Root Query/Retrieve Information Model – MOVE	1.2.840.10008.5.1.4.1.2.1.1	Implicit Little Endian	1.2.840.10008.1.2	SCU	None
		Explicit Little Endian	1.2.840.10008.1.2.1		
Study Root Query/Retrieve Information Model – FIND	1.2.840.10008.5.1.4.1.2.2.1	Implicit Little Endian	1.2.840.10008.1.2	SCU	None
		Explicit Little Endian	1.2.840.10008.1.2.1		
Study Root Query/Retrieve Information Model – MOVE	1.2.840.10008.5.1.4.1.2.2.2	Implicit Little Endian	1.2.840.10008.1.2	SCU	None
		Explicit Little Endian	1.2.840.10008.1.2.1		

4.2.1.3.3.3. SOP Specific Conformance for C-FIND SOP Class

The behavior of Viewer AE when encountering status codes in a C-FIND response is summarized in the table below. If the remote AE returns a status other than “Success” or “Pending”, the query to the DICOM data source is considered to have failed; the results will not be included in the response, the operation will fail, and the user will be informed about the failure.

C-FIND Response Status Handling Behavior

Service Status	Further Meaning	Error Code	Behavior
Success	Matching is complete	0000	The SCP has completed the matches. The results will be displayed to the user.
Refused	Out of Resources	A700	The Association is aborted by closing TCP/IP connection and the operation is marked as failed. Error information is logged.
Failed	Identifier does not match SOP Class	A900	The Association is aborted by closing TCP/IP connection and the operation is marked as failed. Error information is logged.
Failed	Unable to Process	C000 – CFFF	The Association is aborted by closing TCP/IP connection and the operation is marked as failed. Error information is logged.
Cancel	Matching terminated due to Cancel request	FE00	The Association is aborted by closing TCP/IP connection and the operation is marked as failed. Error information is logged.
Pending	Matches are continuing	FF00	The SCP has provided a valid response item. The item contained in the Identifier is collected for later processing.
Pending	Matches are continuing – Warning that one or more Optional Keys were not supported	FF01	The SCP has provided a valid response item. The item contained in the Identifier is collected for later processing.
*	*	Any other status code.	The Association is aborted by closing TCP/IP connection and the operation is marked as failed. Error information is logged.

The behavior of Viewer AE during communication failure is summarized in the table below:

C-FIND Communication Failure Behavior

Exception	Behavior
Timeout	The Association is aborted by closing TCP/IP connection and the operation is marked as failed. Error information is logged.
Association aborted by the SCP or network layers	The operation is marked as failed. The reason is logged.

The Viewer AE conforms to the hierarchical query specifications of the Study Root Query/Retrieve Information Model – FIND SOP Class.

The tables below provide a description of the Viewer AE C-FIND Request Identifier and specify the attributes that are used. Unexpected attributes returned in a C-FIND response are ignored.

Requested return attributes not supported by the SCP are set to have no value. Duplicate entries will be removed based on the unique identifier at each level of the data model, where the record that is first found during processing is used (i.e. the records are not “merged”).

Hierarchical Query**C-FIND Request Identifier – Hierarchical Query – Image Level**

Level				
Attribute Name	Tag	VR	M	R
Specific Character Set	(0008,0005)	CS	-	O
Patient/Study				
Study Instance UID	(0020,000D)	UI	X	X
Series				
Series Instance UID	(0020,000E)	UI	X	X
Image				
SOP Class UID	(0008,0016)	UI		X
SOP Instance UID	(0008,0018)	UI		X
Instance Number	(0020,0013)	IS		X
Number of Frames	(0028,0008)	IS		X
Image Position (Patient)	(0020,0032)	DS		X
Image Orientation (Patient)	(0020,0037)	DS		X
Image Type	(0008,0008)	CS		O
Content Date	(0008,0023)	DA		O
Content Time	(0008,0033)	TM		O
Rows	(0028,0010)	US		O
Columns	(0028,0011)	US		O
Bits Allocated	(0028,0100)	US		O
Acquisition Number	(0020,0012)	IS		O
Document Title	(0042,0010)	ST		O

Non-Negotiated Relational Query**C-FIND Request Identifier – Non-Negotiated Relational Query**

Level				
Attribute Name	Tag	VR	M	R
Specific Character Set	(0008,0005)	CS	-	O
Patient/Study				
Patient Name	(0010,0010)	PN		X

Level				
Attribute Name	Tag	VR	M	R
Patient ID	(0010,0020)	LO	X	X
Issuer of Patient ID	(0010,0021)	LO	O	X
Study Instance UID	(0020,000D)	UI	X	X
Series				
Series Instance UID	(0020,000E)	UI	X	X
Modality	(0008,0060)	CS		X
Number of Series Related Instances	(0020,1209)	IS		X
Image				
SOP Instance UID	(0008,0018)	UI		X
SOP Class UID	(0008,0016)	UI		X
Instance Number	(0020,0013)	IS		X
Number of Frames	(0028,0008)	IS		X
Image Position (Patient)	(0020,0032)	DS		X
Image Orientation (Patient)	(0020,0037)	DS		X
Image Type	(0008,0008)	CS		O
Content Date	(0008,0023)	DA		O
Content Time	(0008,0033)	TM		O
Rows	(0028,0010)	US		O
Columns	(0028,0011)	US		O
Bits Allocated	(0028,0100)	US		O
Document Title	(0042,0010)	ST		O

The above tables should be read as follows:

Level:	The name of the associated level for supported C-FIND attributes. Note, "Image" is used to refer to Composite Object Instance since it's a more commonly used term.
Attribute Name:	Attributes supported to build a C-FIND Request Identifier
Tag:	DICOM tag for this attribute
VR:	DICOM VR for this attribute
M:	Matching keys for C-FIND query. An "X" indicates that Viewer AE may supply an attribute value based on user input. An "O" indicates that it's optional behavior and may be turned off.
R:	Return keys. An "X" indicates that Viewer AE will supply this attribute as Return Key with zero length for Universal Matching, if matching key is not provided. An "O" indicates that it's optional behavior and may be turned off.

4.2.1.3.3.4. SOP Specific Conformance for C-MOVE SOP Class

The behavior of Viewer AE when encountering status codes in a C-MOVE response is summarized in the table below. If the remote AE returns a status other than “Success” or “Pending”, the query to the DICOM data source is considered to have failed; the results will not be included in the response, the operation will fail, and the user will be informed about the failure.

C-MOVE Response Status Handling Behavior

Service Status	Further Meaning	Error Code	Behavior
Success	Sub-operations Complete – No Failures	0000	The SCP has completed the move. The results will be displayed to the user.
Refused	Out of Resources – Unable to calculate number of matches	A701	The Association is aborted by closing TCP/IP connection and the operation is marked as failed. Error information is logged.
Refused	Out of Resources –Unable to perform sub-operations	A702	The Association is aborted by closing TCP/IP connection and the operation is marked as failed. Error information is logged.
Refused	Move Destination unknown	A801	The Association is aborted by closing TCP/IP connection and the operation is marked as failed. Error information is logged.
Failed	Identifier does not match SOP Class	A900	The Association is aborted by closing TCP/IP connection and the operation is marked as failed. Error information is logged.
Warning	Sub-operations Complete – One or more Failures	B000	The SCP has completed the move. The results will be displayed to the user.
Failed	Unable to Process	C000 – CFFF	The Association is aborted by closing TCP/IP connection and the operation is marked as failed. Error information is logged.
Cancel	Matching terminated due to Cancel request	FE00	The Association is aborted by closing TCP/IP connection and the operation is marked as failed. Error information is logged.
Pending	Sub-operations are continuing	FF00	The SCP has provided a valid response item. The item contained in the Identifier is collected for later processing.
*	*	Any other status code.	The Association is aborted by closing TCP/IP connection and the operation is marked as failed. Error information is logged.

The behavior of Viewer AE during communication failure is summarized in the table below:

C-MOVE Communication Failure Behavior

Exception	Behavior
Timeout	The Association is aborted by closing TCP/IP connection and the operation is marked as failed. Error information is logged.
Association aborted by the SCP or network layers	The operation is marked as failed. The reason is logged.

The Viewer AE conforms to the hierarchical query specifications of the Study Root Query/Retrieve Information Model – MOVE SOP Class.

The tables below provide a description of the Viewer AE C-MOVE Request Identifier and specify the attributes that are used. Unexpected attributes returned in a C-MOVE response are ignored.

Requested return attributes not supported by the SCP are set to have no value. Duplicate entries will be removed based on the unique identifier at each level of the data model, where the record that is first found during processing is used (i.e. the records are not “merged”).

C-MOVE Request Identifier – Series Level

Level				
Attribute Name	Tag	VR	M	R
Patient/ Study				
Patient ID	(0010,0020)	LO	X	X
Study Instance UID	(0020,000D)	UI	X	X
Series				
Series Instance UID	(0020,000E)	UI	X	X

The above tables should be read as follows:

Level:	The name of the associated level for supported C-FIND attributes.
Attribute Name:	Attributes supported to build a C-FIND Request Identifier
Tag:	DICOM tag for this attribute
VR:	DICOM VR for this attribute
M:	Matching keys for C-FIND query. An “X” indicates that Viewer AE may supply an attribute value based on user input. An “O” indicates that it's optional behavior and may be turned off.
R:	Return keys. An “X” indicates that Viewer AE will supply this attribute as Return Key with zero length for Universal Matching, if matching key is not provided. An “O” indicates that it's optional behavior and may be turned off.

4.2.1.3.4. Activity – Load Instance

4.2.1.3.4.1. Description and Sequencing of Activities

Whenever the user actions dictate that they want to load an image, presentation state, key object, report, or audio clip from a loaded study, the Viewer AE is activated.

A specific instance has been identified by the user and is internally identified by the Study Instance UID, Series Instance UID, and SOP Instance UID.

If the DICOM data source does not support instance-level queries, the instances would already have been moved using a series-level C-MOVE and the DICOM interactions described in this section would not occur. The DICOM interactions described in this section only occur if the DICOM data source supports instance-level queries.

Using the Study Instance UID, Series Instance UID, and SOP Instance UID, the Viewer AE attempts to initiate a new Association with the remote DICOM C-MOVE SCP that has been identified to contain the series. If the association is successfully negotiated, the Viewer AE issues a C-MOVE request for the instance where the Identifier contains the Study Instance UID, Series Instance UID, and SOP Instance UID.

The Viewer AE expects that the C-MOVE will result in a C-STORE of the instance. The Viewer AE waits for the C-MOVE response. When the C-MOVE response occurs, the Viewer AE will read the instance and display it.




Figure 10 - Load Instance Interaction

The typical sequence of interactions for loading images between the Viewer AE and a DICOM data source as shown above is described as follows:

1. The Viewer AE opens an association with the DICOM data source.
2. The Viewer AE sends a C-MOVE request to the DICOM data source containing the Study Instance UID, Series Instance UID, and SOP Instance UID asking for the instance to be stored to the Viewer AE.
3. The DICOM data source sends a C-MOVE response to the Viewer AE indicating the move has pending operations.
4. The DICOM data source opens an association with the Viewer AE.
5. The DICOM data source issues a C-STORE request for the requested instance.
6. The Viewer AE receives the instance and issues a C-STORE response.

7. The DICOM data source closes the association.
8. The DICOM data source sends the C-MOVE response indicating success.
9. The Viewer AE closes the association with the DICOM data source (optionally, depending on the configuration).
10. The Viewer AE displays the instance to the user in the appropriate viewer viewport.

The order of step 3 and 7 are highly dependent on the DICOM data source and may happen out of sequence, as allowed by DICOM.

4.2.1.3.4.2. Proposed Presentation Contexts

The Viewer AE will propose Presentation Contexts as shown in the following table.

Presentation Context Table					
Abstract Syntax		Transfer Syntax		Role	Ext. Negot.
Name	UID	Name List	UID List		
Verification	1.2.840.10008.1.1	Implicit Little Endian	1.2.840.10008.1.2	SCU	None
		Explicit Little Endian	1.2.840.10008.1.2.1		
Patient Root Query/Retrieve Information Model – FIND	1.2.840.10008.5.1.4.1.2.1.1	Implicit Little Endian	1.2.840.10008.1.2	SCU	None
		Explicit Little Endian	1.2.840.10008.1.2.1		
Patient Root Query/Retrieve Information Model – MOVE	1.2.840.10008.5.1.4.1.2.1.1	Implicit Little Endian	1.2.840.10008.1.2	SCU	None
		Explicit Little Endian	1.2.840.10008.1.2.1		
Study Root Query/Retrieve Information Model – FIND	1.2.840.10008.5.1.4.1.2.2.1	Implicit Little Endian	1.2.840.10008.1.2	SCU	None
		Explicit Little Endian	1.2.840.10008.1.2.1		
Study Root Query/Retrieve Information Model – MOVE	1.2.840.10008.5.1.4.1.2.2.2	Implicit Little Endian	1.2.840.10008.1.2	SCU	None
		Explicit Little Endian	1.2.840.10008.1.2.1		

4.2.1.3.4.3. SOP Specific Conformance for C-MOVE SOP Class

The behavior of Viewer AE when encountering status codes in a C-MOVE response is summarized in the table below. If the remote AE returns a status other than “Success” or “Pending”, the query to that DICOM data source is considered to have failed; the results will not be included in the response, the operation will fail, and the user will be informed about the failure.

C-MOVE Response Status Handling Behavior

Service Status	Further Meaning	Error Code	Behavior
Success	Sub-operations Complete – No Failures	0000	The SCP has completed the move. The results will be displayed to the user.
Refused	Out of Resources – Unable to calculate number of matches	A701	The Association is aborted by closing TCP/IP connection and the operation is marked as failed. Error information is logged.
Refused	Out of Resources –Unable to perform sub-operations	A702	The Association is aborted by closing TCP/IP connection and the operation is marked as failed. Error information is logged.
Refused	Move Destination unknown	A801	The Association is aborted by closing TCP/IP connection and the operation is marked as failed. Error information is logged.
Failed	Identifier does not match SOP Class	A900	The Association is aborted by closing TCP/IP connection and the operation is marked as failed. Error information is logged.
Warning	Sub-operations Complete – One or more Failures	B000	The SCP has completed the move. The results will be displayed to the user.
Failed	Unable to Process	C000 – CFFF	The Association is aborted by closing TCP/IP connection and the operation is marked as failed. Error information is logged.
Cancel	Matching terminated due to Cancel request	FE00	The Association is aborted by closing TCP/IP connection and the operation is marked as failed. Error information is logged.
Pending	Sub-operations are continuing	FF00	The SCP has provided a valid response item. The item contained in the Identifier is collected for later processing.
*	*	Any other status code.	The Association is aborted by closing TCP/IP connection and the operation is marked as failed. Error information is logged.

The behavior of Viewer AE during communication failure is summarized in the table below:

C-MOVE Communication Failure Behavior

Exception	Behavior
Timeout	The Association is aborted by closing TCP/IP connection and the operation is marked as failed. Error information is logged.
Association aborted by the SCP or network layers	The operation is marked as failed. The reason is logged.

The Viewer AE conforms to the hierarchical query specifications of the Study Root Query/Retrieve Information Model – MOVE SOP Class.

The tables below provide a description of the Viewer AE C-MOVE Request Identifier and specify the attributes that are used.

C-MOVE Request Identifier – Image Level

Level				
Attribute Name	Tag	VR	M	R
Patient/Study				
Patient ID	(0010,0020)	LO	X	X
Study Instance UID	(0020,000D)	UI	X	X
Series				
Series Instance UID	(0020,000E)	UI	X	X
Image				
SOP Instance UID	(0008,0018)	UI	X	X

The above table should be read as follows:

Level:	The name of the associated level for supported C-FIND attributes. Note, “Image” is used to refer to Composite Object Instance since it’s a more commonly used term.
Attribute Name:	Attributes supported to build a C-FIND Request Identifier
Tag:	DICOM tag for this attribute
VR:	DICOM VR for this attribute
M:	Matching keys for C-FIND query. An “X” indicates that Viewer AE may supply an attribute value based on user input. An “O” indicates that it’s optional behavior and may be turned off.
R:	Return keys. An “X” indicates that Viewer AE will supply this attribute as Return Key with zero length for Universal Matching, if matching key is not provided. An “O” indicates that it’s optional behavior and may be turned off.

4.2.1.3.5. Activity – Save Instance

4.2.1.3.5.1. Description and Sequencing of Activities

While the user is reviewing a study, they may choose to save the current presentation state of the series that they are viewing, or generated image(s). When the user invokes the save operation, the Viewer AE is activated.

The Viewer AE attempts to initiate a new Association with the remote DICOM C-STORE SCP that has been configured for the data source. If the association is successfully negotiated, the Viewer AE issues a C-STORE request for each instance to be saved.

The Viewer AE expects that a C-STORE response for each C-STORE request. If saving presentation state, during the store the Viewer AE will display a progress indicator, and when all C-STORE requests are complete, the Viewer AE will indicate completion to the user and the presentation state series will appear in the thumbnail area.

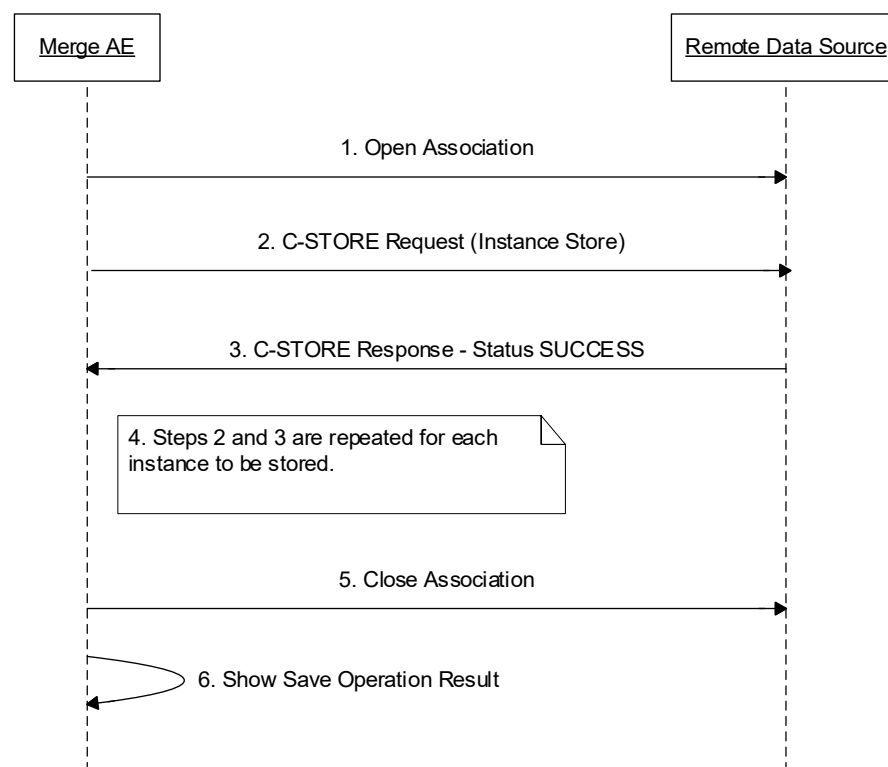


Figure 11 - Save Instance Interaction

The typical sequence of interactions for saving presentation states between the Viewer AE and a DICOM data source as shown above is described as follows:

1. The Viewer AE opens an association with the DICOM data source.
2. The Viewer AE sends a C-STORE request to the DICOM data source asking for the instance to be stored to the DICOM data source.

3. The DICOM data source stores the presentation state and sends a C-STORE response.
4. Steps 2 and 3 are repeated for each instance.
5. The Viewer AE closes the association with the DICOM data.
6. The Viewer AE shows the operation result to the user.

4.2.1.3.5.2. Proposed Presentation Contexts

The Viewer AE will propose Presentation Contexts based on the instance to be saved as shown in the following table.

Presentation Context Table					
Abstract Syntax		Transfer Syntax		Role	Ext. Negot.
Name	UID	Name List	UID List		
CT Image Storage	1.2.840.10008.5.1.4.1.1.2	Implicit Little Endian	1.2.840.10008.1.2	SCU	None
		Explicit Little Endian	1.2.840.10008.1.2.1		
MR Image Storage	1.2.840.10008.5.1.4.1.1.4	Implicit Little Endian	1.2.840.10008.1.2	SCU	None
		Explicit Little Endian	1.2.840.10008.1.2.1		
Grayscale Secondary Capture Image Storage	1.2.840.10008.5.1.4.1.1.7	Implicit Little Endian	1.2.840.10008.1.2	SCU	None
		Explicit Little Endian	1.2.840.10008.1.2.1		
Grayscale Softcopy Presentation State Storage	1.2.840.10008.5.1.4.1.1.11.1	Implicit Little Endian	1.2.840.10008.1.2	SCU	None
		Explicit Little Endian	1.2.840.10008.1.2.1		
Positron Emission Tomography Image Storage	1.2.840.10008.5.1.4.1.1.128	Implicit Little Endian	1.2.840.10008.1.2	SCU	None
		Explicit Little Endian	1.2.840.10008.1.2.1		

4.2.1.3.5.3. SOP Specific Conformance for C-STORE SOP Class

The behavior of Viewer AE when encountering status codes in a C-STORE response is summarized in the table below. If the remote AE returns a status other than “Success” or “Pending”, the store to that DICOM data source is considered to have failed; the user will be informed that the store failed.

C-STORE Response Status Handling Behavior

Service Status	Further Meaning	Error Code	Behavior
Success	Matching is complete	0000	The SCP has completed the store. The user will be notified about the success.
Refused	Out of Resources	A700 – A7FF	The Association is aborted by closing TCP/IP connection and the operation is marked as failed. Error information is logged.
Failed	Data Set does not match SOP Class	A900 – A9FF	The Association is aborted by closing TCP/IP connection and the operation is marked as failed. Error information is logged.
Warning	Coercion of Data Elements	B000	The SCP has completed the store. The user will be notified about the success.
Warning	Elements Discarded	B006	The SCP has completed the store. The user will be notified about the success.
Warning	Data Set does not match SOP Class	B007	The SCP has completed the store. The user will be notified about the success.
Failed	Cannot understand	C000 – CFFF	The Association is aborted by closing TCP/IP connection and the operation is marked as failed. Error information is logged.
*	*	Any other status code.	The Association is aborted by closing TCP/IP connection and the operation is marked as failed. Error information is logged.

The behavior of Viewer AE during communication failure is summarized in the table below:

C-STORE Communication Failure Behavior

Exception	Behavior
Timeout	The Association is aborted by closing TCP/IP connection and the operation is marked as failed. The reason is logged.
Association aborted by the SCP or network layers	The operation is marked as failed. The reason is logged.

When the Viewer AE creates presentation states, the user can choose to save presentation states for all images in the series, or only those with annotations (text or graphic).

The Viewer AE will generate the minimal number of presentation state IODs possible based on the DICOM standard. Different flip and rotation angles between images influence the ability to include multiple image presentation states in a single IOD.

The displayed area stored by the Viewer AE is not always the actual displayed area visible to the user, since the Viewer AE only applies scaling factors to the original displayed area (or default displayed area) provided by the original presentation state or image. This implies that if there is more area

displayed due to fitting the original displayed area to a non-proportional viewport (e.g. fitting a square displayed area to a non-square viewport), the saved GSPS will not increase the displayed area values to represent the extra visible area.

4.2.1.4. Association Acceptance Policy

4.2.1.4.1. Activity – Store Instance

4.2.1.4.1.1. Description and sequencing of Activities

The Viewer AE listens for instances to be stored as a result of other operations performed by its users. Whenever a user action requires data to be moved to the Viewer AE for viewing, the instances are stored to the Viewer AE.

The Viewer AE SCP does not support Extended Negotiation and does not perform any validation or coercion of attributes.

Data sent to the Viewer AE unsolicited (i.e. not as a result of a Viewer AE C-MOVE operation) will be ignored and is not allowed.

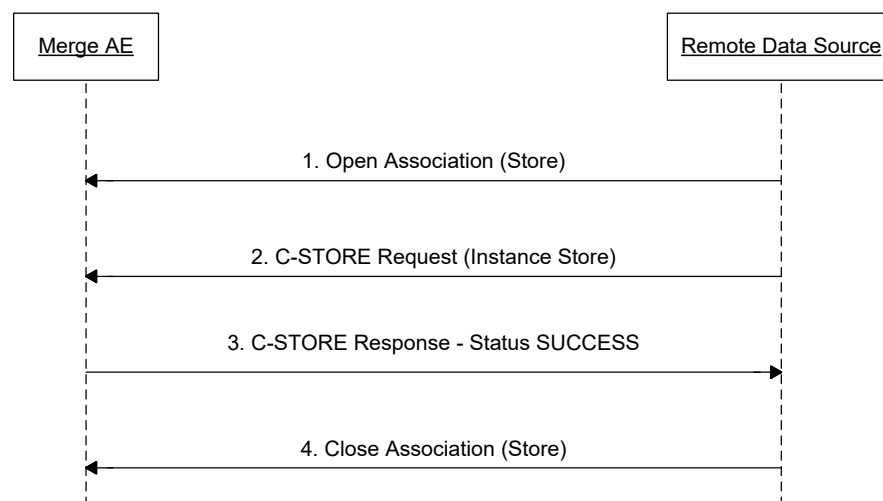


Figure 12 - Sequencing of Activity – Receive Storage Request

The typical sequence between a DICOM data source and the Viewer AE is as follows:

1. The DICOM data source opens a new association with the Viewer AE.
2. The DICOM data source sends a C-STORE request.
3. The Viewer AE stores the instance and sends a C-STORE response.
4. The DICOM data source closes the association with the Viewer AE.

The Viewer AE SCP rejects association requests if Called AE title is not one of the local AE titles configured in the system.

4.2.1.4.1.2. Accepted Presentation Contexts

The Viewer AE SCP accepts the following presentation contexts (Note, any transfer syntaxes marked with a '*' are optional, meaning they are only available when certain software options are configured. E.g. MPEG 4 transfer syntaxes are only available if video feature is enabled for that SOP class), depending on whether the abstract syntax is for verification, or for storing of an image, or video, or waveform, or presentation state, or other SOP class:

Accepted Verification SOP Class Transfer Syntaxes:

Name List	UID List
Implicit Little Endian	1.2.840.10008.1.2
Explicit Little Endian	1.2.840.10008.1.2.1

Accepted Image SOP Class Transfer Syntaxes:

Name List	UID List
Implicit Little Endian	1.2.840.10008.1.2
Explicit Little Endian	1.2.840.10008.1.2.1
JPEG Baseline (Process 1)	1.2.840.10008.1.2.4.50
JPEG Extended (Process 4)	1.2.840.10008.1.2.4.51
JPEG Lossless, Non-Hierarchical, First-Order Prediction (Process 14 [Selection Value 1])	1.2.840.10008.1.2.4.70
JPEG 2000 Image Compression (Lossless Only)	1.2.840.10008.1.2.4.90
JPEG 2000 Image Compression	1.2.840.10008.1.2.4.91
RLE Lossless	1.2.840.10008.1.2.5

Accepted Video SOP Class Transfer Syntaxes:

Name List	UID List
Implicit Little Endian	1.2.840.10008.1.2
MPEG-4 AVC/H.264 High Profile / Level 4.1 *	1.2.840.10008.1.2.4.102
Fragmentable MPEG-4 AVC/H.264 High Profile / Level 4.1 *	1.2.840.10008.1.2.4.102.1
MPEG-4 AVC/H.264 BD-compatible High Profile / Level 4.1 *	1.2.840.10008.1.2.4.103

Name List	UID List
Fragmentable MPEG-4 AVC/H.264 BD-compatible High Profile / Level 4.1 *	1.2.840.10008.1.2.4.103.1
MPEG-4 AVC/H.264 High Profile / Level 4.2 For 2D Video *	1.2.840.10008.1.2.4.104
Fragmentable MPEG-4 AVC/H.264 High Profile / Level 4.2 For 2D Video *	1.2.840.10008.1.2.4.104.1
MPEG-4 AVC/H.264 High Profile / Level 4.2 For 3D Video *	1.2.840.10008.1.2.4.105
Fragmentable MPEG-4 AVC/H.264 High Profile / Level 4.2 For 3D Video *	1.2.840.10008.1.2.4.105.1
MPEG-4 AVC/H.264 Stereo High Profile / Level 4.2 *	1.2.840.10008.1.2.4.106
Fragmentable MPEG-4 AVC/H.264 Stereo High Profile / Level 4.2 *	1.2.840.10008.1.2.4.106.1

Accepted Waveform SOP Class Transfer Syntaxes:

Name List	UID List
Implicit Little Endian	1.2.840.10008.1.2
Explicit Little Endian	1.2.840.10008.1.2.1

Accepted Presentation State SOP Class Transfer Syntaxes:

Name List	UID List
Implicit Little Endian	1.2.840.10008.1.2
Explicit Little Endian	1.2.840.10008.1.2.1

Accepted Structured Report SOP Class Transfer Syntaxes:

Name List	UID List
Implicit Little Endian	1.2.840.10008.1.2
Explicit Little Endian	1.2.840.10008.1.2.1

Accepted Other SOP Class Transfer Syntaxes:

Name List	UID List
Implicit Little Endian	1.2.840.10008.1.2

Name List	UID List
Explicit Little Endian	1.2.840.10008.1.2.1

If an abstract syntax is for storing a SOP class that can be more than one types, the accepted transfer syntax list will be the union of all types. For example, “Image/Video” type will have the union of all accepted transfer syntaxes for image and all of those for video.

Presentation Context Table				
Abstract Syntax		Transfer Syntax	Role	Ext. Negot.
Name	UID			
Verification	1.2.840.10008.1.1	Verification	SCP	None
Computed Radiography Image Storage	1.2.840.10008.5.1.4.1.1.1	Image	SCP	None
Digital X-Ray Image Storage – For Presentation	1.2.840.10008.5.1.4.1.1.1.1	Image	SCP	None
Digital Mammography Image Storage – For Presentation	1.2.840.10008.5.1.4.1.1.1.2	Image	SCP	None
Digital Intra-oral X-Ray Image Storage – For Presentation	1.2.840.10008.5.1.4.1.1.1.3	Image	SCP	None
CT Image Storage	1.2.840.10008.5.1.4.1.1.2	Image	SCP	None
Enhanced CT Image Storage	1.2.840.10008.5.1.4.1.1.2.1	Image	SCP	None
Ultrasound Multi-frame Image Storage	1.2.840.10008.5.1.4.1.1.3.1	Image/Video	SCP	None
MR Image Storage	1.2.840.10008.5.1.4.1.1.4	Image	SCP	None
Enhanced MR Image Storage	1.2.840.10008.5.1.4.1.1.4.1	Image	SCP	None
Ultrasound Image Storage	1.2.840.10008.5.1.4.1.1.6.1	Image	SCP	None
Secondary Capture Image Storage	1.2.840.10008.5.1.4.1.1.7	Image	SCP	None
Multi-frame Grayscale Byte Secondary Capture Image Storage	1.2.840.10008.5.1.4.1.1.7.2	Image/Video	SCP	None

Presentation Context Table				
Abstract Syntax		Transfer Syntax	Role	Ext. Negot.
Name	UID			
Multi-frame True Color Secondary Capture Image Storage	1.2.840.10008.5.1.4.1.1.7.4	Image/Video	SCP	None
Basic Voice Audio Waveform Storage	1.2.840.10008.5.1.4.1.1.9.4.1	Waveform	SCP	None
General Audio Waveform Storage	1.2.840.10008.5.1.4.1.1.9.4.2	Waveform	SCP	None
Grayscale Softcopy Presentation State Storage SOP Class	1.2.840.10008.5.1.4.1.1.11.1	Presentation State	SCP	None
X-Ray Angiographic Image Storage	1.2.840.10008.5.1.4.1.1.12.1	Image	SCP	None
X-Ray Radiofluoroscopic Image Storage	1.2.840.10008.5.1.4.1.1.12.2	Image	SCP	None
Breast Tomosynthesis Image Storage	1.2.840.10008.5.1.4.1.1.13.1.3	Image	SCP	None
Nuclear Medicine Image Storage	1.2.840.10008.5.1.4.1.1.20	Image	SCP	None
VL Endoscopic Image Storage	1.2.840.10008.5.1.4.1.1.77.1.1	Image/Video	SCP	None
Video Endoscopic Image Storage	1.2.840.10008.5.1.4.1.1.77.1.1.1	Video	SCP	None
VL Photographic Image Storage	1.2.840.10008.5.1.4.1.1.77.1.4	Image/Video	SCP	None
Ophthalmic Photography 8 Bit Image Storage	1.2.840.10008.5.1.4.1.1.77.1.5.1	Image/Video	SCP	None
Ophthalmic Tomography Image Storage	1.2.840.10008.5.1.4.1.1.77.1.5.4	Image	SCP	None
Basic Text SR Storage	1.2.840.10008.5.1.4.1.1.88.11	Structured Report	SCP	None
Enhanced SR Storage	1.2.840.10008.5.1.4.1.1.88.22	Structured Report	SCP	None

Presentation Context Table				
Abstract Syntax		Transfer Syntax	Role	Ext. Negot.
Name	UID			
Key Object Selection Document Storage	1.2.840.10008.5.1.4.1.1.88.59	Other	SCP	None
Encapsulated PDF Storage	1.2.840.10008.5.1.4.1.1.104.1	Other	SCP	None
Positron Emission Tomography Image Storage	1.2.840.10008.5.1.4.1.1.128	Image	SCP	None
RT Image Storage	1.2.840.10008.5.1.4.1.1.481.1	Image	SCP	None

4.2.1.4.1.3. SOP Specific Conformance for SOP Class(es)

The Viewer AE can report status codes as summarized in the Table below. When Viewer AE SCP fails to store, it will close TCP/IP connection without sending C-STORE Response. Error information is logged in this case,

Service Status	Further Meaning	Error Code	Behavior
Success	Success	0000	The Viewer AE has completed the operation successfully.

4.2.2. Transfer Application Entity Specification

4.2.2.1. SOP Classes

The application provides Standard Conformance to the following SOP Classes:

SOP Class Name	SOP Class UID	SCU	SCP
Verification	1.2.840.10008.1.1	No	Yes
Computed Radiography Image Storage	1.2.840.10008.5.1.4.1.1.1	Yes	Yes
Digital X-Ray Image Storage – For Presentation	1.2.840.10008.5.1.4.1.1.1.1	Yes	Yes
Digital X-Ray Image Storage – For Processing	1.2.840.10008.5.1.4.1.1.1.1.1	Yes	Yes
Digital Mammography Image Storage – For Presentation	1.2.840.10008.5.1.4.1.1.1.2	Yes	Yes
Digital Mammography Image Storage – For Processing	1.2.840.10008.5.1.4.1.1.1.2.1	Yes	Yes

SOP Class Name	SOP Class UID	SCU	SCP
Digital Intra-oral X-Ray Image Storage – For Presentation	1.2.840.10008.5.1.4.1.1.1.3	Yes	Yes
Digital Intra-oral X-Ray Image Storage – For Processing	1.2.840.10008.5.1.4.1.1.1.3.1	Yes	Yes
CT Image Storage	1.2.840.10008.5.1.4.1.1.2	Yes	Yes
Enhanced CT Image Storage	1.2.840.10008.5.1.4.1.1.2.1	Yes	Yes
Legacy Converted Enhanced CT Image Storage	1.2.840.10008.5.1.4.1.1.2.2	Yes	Yes
Ultrasound Multi-frame Image Storage (Retired)	1.2.840.10008.5.1.4.1.1.3	Yes	Yes
Ultrasound Multi-frame Image Storage	1.2.840.10008.5.1.4.1.1.3.1	Yes	Yes
MR Image Storage	1.2.840.10008.5.1.4.1.1.4	Yes	Yes
Enhanced MR Image Storage	1.2.840.10008.5.1.4.1.1.4.1	Yes	Yes
MR Spectroscopy Storage	1.2.840.10008.5.1.4.1.1.4.2	Yes	Yes
Enhanced MR Color Image Storage	1.2.840.10008.5.1.4.1.1.4.3	Yes	Yes
Legacy Converted Enhanced MR Image Storage	1.2.840.10008.5.1.4.1.1.4.4	Yes	Yes
Nuclear Medicine Image Storage (Retired)	1.2.840.10008.5.1.4.1.1.5	Yes	Yes
Ultrasound Image Storage (Retired)	1.2.840.10008.5.1.4.1.1.6	Yes	Yes
Ultrasound Image Storage	1.2.840.10008.5.1.4.1.1.6.1	Yes	Yes
Enhanced US Volume Storage	1.2.840.10008.5.1.4.1.1.6.2	Yes	Yes
Photoacoustic Image Storage	1.2.840.10008.5.1.4.1.1.6.3	Yes	Yes
Secondary Capture Image Storage	1.2.840.10008.5.1.4.1.1.7	Yes	Yes
Multi-frame Single Bit Secondary Capture Image Storage	1.2.840.10008.5.1.4.1.1.7.1	Yes	Yes
Multi-frame Grayscale Byte Secondary Capture Image Storage	1.2.840.10008.5.1.4.1.1.7.2	Yes	Yes
Multi-frame Grayscale Word Secondary Capture Image Storage	1.2.840.10008.5.1.4.1.1.7.3	Yes	Yes

SOP Class Name	SOP Class UID	SCU	SCP
Multi-frame True Color Secondary Capture Image Storage	1.2.840.10008.5.1.4.1.1.7.4	Yes	Yes
12-lead ECG Waveform Storage	1.2.840.10008.5.1.4.1.1.9.1.1	Yes	Yes
General ECG Waveform Storage	1.2.840.10008.5.1.4.1.1.9.1.2	Yes	Yes
Ambulatory ECG Waveform Storage	1.2.840.10008.5.1.4.1.1.9.1.3	Yes	Yes
General 32-bit ECG Waveform Storage	1.2.840.10008.5.1.4.1.1.9.1.4	Yes	Yes
Hemodynamic Waveform Storage	1.2.840.10008.5.1.4.1.1.9.2.1	Yes	Yes
Cardiac Electrophysiology Waveform Storage	1.2.840.10008.5.1.4.1.1.9.3.1	Yes	Yes
Basic Voice Audio Waveform Storage	1.2.840.10008.5.1.4.1.1.9.4.1	Yes	Yes
General Audio Waveform Storage	1.2.840.10008.5.1.4.1.1.9.4.2	Yes	Yes
Arterial Pulse Waveform Storage	1.2.840.10008.5.1.4.1.1.9.5.1	Yes	Yes
Respiratory Waveform Storage	1.2.840.10008.5.1.4.1.1.9.6.1	Yes	Yes
Multi-channel Respiratory Waveform Storage	1.2.840.10008.5.1.4.1.1.9.6.2	Yes	Yes
Routine Scalp Electroencephalogram Waveform Storage	1.2.840.10008.5.1.4.1.1.9.7.1	Yes	Yes
Electromyogram Waveform Storage	1.2.840.10008.5.1.4.1.1.9.7.2	Yes	Yes
Electrooculogram Waveform Storage	1.2.840.10008.5.1.4.1.1.9.7.3	Yes	Yes
Sleep Electroencephalogram Waveform Storage	1.2.840.10008.5.1.4.1.1.9.7.4	Yes	Yes
Body Position Waveform Storage	1.2.840.10008.5.1.4.1.1.9.8.1	Yes	Yes
Grayscale Softcopy Presentation State Storage SOP Class	1.2.840.10008.5.1.4.1.1.11.1	Yes	Yes

SOP Class Name	SOP Class UID	SCU	SCP
Color Softcopy Presentation State Storage SOP Class	1.2.840.10008.5.1.4.1.1.11.2	Yes	Yes
Pseudo-Color Softcopy Presentation State Storage SOP Class	1.2.840.10008.5.1.4.1.1.11.3	Yes	Yes
Blending Softcopy Presentation State Storage SOP Class	1.2.840.10008.5.1.4.1.1.11.4	Yes	Yes
XA/XRF Grayscale Softcopy Presentation State Storage	1.2.840.10008.5.1.4.1.1.11.5	Yes	Yes
Grayscale Planar MPR Volumetric Presentation State Storage	1.2.840.10008.5.1.4.1.1.11.6	Yes	Yes
Compositing Planar MPR Volumetric Presentation State Storage	1.2.840.10008.5.1.4.1.1.11.7	Yes	Yes
Advanced Blending Presentation State Storage	1.2.840.10008.5.1.4.1.1.11.8	Yes	Yes
Volume Rendering Volumetric Presentation State Storage	1.2.840.10008.5.1.4.1.1.11.9	Yes	Yes
Segmented Volume Rendering Volumetric Presentation State Storage	1.2.840.10008.5.1.4.1.1.11.10	Yes	Yes
Multiple Volume Rendering Volumetric Presentation State Storage	1.2.840.10008.5.1.4.1.1.11.11	Yes	Yes
Variable Modality LUT Softcopy Presentation State Storage	1.2.840.10008.5.1.4.1.1.11.12	Yes	Yes
X-Ray Angiographic Image Storage	1.2.840.10008.5.1.4.1.1.12.1	Yes	Yes
Enhanced XA Image Storage	1.2.840.10008.5.1.4.1.1.12.1.1	Yes	Yes
X-Ray Radiofluoroscopic Image Storage	1.2.840.10008.5.1.4.1.1.12.2	Yes	Yes
Enhanced XRF Image Storage	1.2.840.10008.5.1.4.1.1.12.2.1	Yes	Yes
X-Ray Angiographic Bi-Plane Image Storage (Retired)	1.2.840.10008.5.1.4.1.1.12.3	Yes	Yes

SOP Class Name	SOP Class UID	SCU	SCP
X-Ray 3D Angiographic Image Storage	1.2.840.10008.5.1.4.1.1.13.1.1	Yes	Yes
X-Ray 3D Craniofacial Image Storage	1.2.840.10008.5.1.4.1.1.13.1.2	Yes	Yes
Breast Tomosynthesis Image Storage	1.2.840.10008.5.1.4.1.1.13.1.3	Yes	Yes
Breast Projection X-Ray Image Storage - For Presentation	1.2.840.10008.5.1.4.1.1.13.1.4	Yes	Yes
Breast Projection X-Ray Image Storage - For Processing	1.2.840.10008.5.1.4.1.1.13.1.5	Yes	Yes
Intravascular Optical Coherence Tomography Image Storage - For Presentation	1.2.840.10008.5.1.4.1.1.14.1	Yes	Yes
Intravascular Optical Coherence Tomography Image Storage - For Processing	1.2.840.10008.5.1.4.1.1.14.2	Yes	Yes
Nuclear Medicine Image Storage	1.2.840.10008.5.1.4.1.1.20	Yes	Yes
Parametric Map Storage	1.2.840.10008.5.1.4.1.1.30	Yes	Yes
Raw Data Storage	1.2.840.10008.5.1.4.1.1.66	Yes	Yes
Spatial Registration Storage	1.2.840.10008.5.1.4.1.1.66.1	Yes	Yes
Spatial Fiducials Storage	1.2.840.10008.5.1.4.1.1.66.2	Yes	Yes
Deformable Spatial Registration Storage	1.2.840.10008.5.1.4.1.1.66.3	Yes	Yes
Segmentation Storage	1.2.840.10008.5.1.4.1.1.66.4	Yes	Yes
Surface Segmentation Storage	1.2.840.10008.5.1.4.1.1.66.5	Yes	Yes
Tractography Results Storage	1.2.840.10008.5.1.4.1.1.66.6	Yes	Yes
Real World Value Mapping Storage	1.2.840.10008.5.1.4.1.1.67	Yes	Yes
Surface Scan Mesh Storage	1.2.840.10008.5.1.4.1.1.68.1	Yes	Yes
Surface Scan Point Cloud Storage	1.2.840.10008.5.1.4.1.1.68.2	Yes	Yes
VL Endoscopic Image Storage	1.2.840.10008.5.1.4.1.1.77.1.1	Yes	Yes
Video Endoscopic Image Storage	1.2.840.10008.5.1.4.1.1.77.1.1.1	Yes	Yes
VL Microscopic Image Storage	1.2.840.10008.5.1.4.1.1.77.1.2	Yes	Yes

SOP Class Name	SOP Class UID	SCU	SCP
Video Microscopic Image Storage	1.2.840.10008.5.1.4.1.1.77.1.2.1	Yes	Yes
VL Slide-Coordinates Microscopic Image Storage	1.2.840.10008.5.1.4.1.1.77.1.3	Yes	Yes
VL Photographic Image Storage	1.2.840.10008.5.1.4.1.1.77.1.4	Yes	Yes
Video Photographic Image Storage	1.2.840.10008.5.1.4.1.1.77.1.4.1	Yes	Yes
Ophthalmic Photography 8 Bit Image Storage	1.2.840.10008.5.1.4.1.1.77.1.5.1	Yes	Yes
Ophthalmic Photography 16 Bit Image Storage	1.2.840.10008.5.1.4.1.1.77.1.5.2	Yes	Yes
Stereometric Relationship Storage	1.2.840.10008.5.1.4.1.1.77.1.5.3	Yes	Yes
Ophthalmic Tomography Image Storage	1.2.840.10008.5.1.4.1.1.77.1.5.4	Yes	Yes
Wide Field Ophthalmic Photography Stereographic Projection Image Storage	1.2.840.10008.5.1.4.1.1.77.1.5.5	Yes	Yes
Wide Field Ophthalmic Photography 3D Coordinates Image Storage	1.2.840.10008.5.1.4.1.1.77.1.5.6	Yes	Yes
Ophthalmic Optical Coherence Tomography En Face Image Storage	1.2.840.10008.5.1.4.1.1.77.1.5.7	Yes	Yes
Ophthalmic Optical Coherence Tomography B-scan Volume Analysis Storage	1.2.840.10008.5.1.4.1.1.77.1.5.8	Yes	Yes
VL Whole Slide Microscopy Image Storage	1.2.840.10008.5.1.4.1.1.77.1.6	Yes	Yes
Dermoscopic Photography Image Storage	1.2.840.10008.5.1.4.1.1.77.1.7	Yes	Yes
Lensometry Measurements Storage	1.2.840.10008.5.1.4.1.1.78.1	Yes	Yes
Autorefracton Measurements Storage	1.2.840.10008.5.1.4.1.1.78.2	Yes	Yes
Keratometry Measurements Storage	1.2.840.10008.5.1.4.1.1.78.3	Yes	Yes

SOP Class Name	SOP Class UID	SCU	SCP
Subjective Refraction Measurements Storage	1.2.840.10008.5.1.4.1.1.78.4	Yes	Yes
Visual Acuity Measurement Storage	1.2.840.10008.5.1.4.1.1.78.5	Yes	Yes
Spectacle Prescription Reports Storage	1.2.840.10008.5.1.4.1.1.78.6	Yes	Yes
Ophthalmic Axial Measurements Storage	1.2.840.10008.5.1.4.1.1.78.7	Yes	Yes
Intraocular Lens Calculations Storage	1.2.840.10008.5.1.4.1.1.78.8	Yes	Yes
Macular Grid Thickness and Volume Report Storage	1.2.840.10008.5.1.4.1.1.79.1	Yes	Yes
Ophthalmic Visual Field Static Perimetry Measurements Storage	1.2.840.10008.5.1.4.1.1.80.1	Yes	Yes
Ophthalmic Thickness Map Storage	1.2.840.10008.5.1.4.1.1.81.1	Yes	Yes
Corneal Topography Map Storage	1.2.840.10008.5.1.4.1.1.82.1	Yes	Yes
Basic Text SR Storage	1.2.840.10008.5.1.4.1.1.88.11	Yes	Yes
Enhanced SR Storage	1.2.840.10008.5.1.4.1.1.88.22	Yes	Yes
Comprehensive SR Storage	1.2.840.10008.5.1.4.1.1.88.33	Yes	Yes
Comprehensive 3D SR Storage	1.2.840.10008.5.1.4.1.1.88.34	Yes	Yes
Extensible SR Storage	1.2.840.10008.5.1.4.1.1.88.35	Yes	Yes
Procedure Log Storage	1.2.840.10008.5.1.4.1.1.88.40	Yes	Yes
Mammography CAD SR Storage	1.2.840.10008.5.1.4.1.1.88.50	Yes	Yes
Key Object Selection Document Storage	1.2.840.10008.5.1.4.1.1.88.59	Yes	Yes
Chest CAD SR Storage	1.2.840.10008.5.1.4.1.1.88.65	Yes	Yes
X-Ray Radiation Dose SR Storage	1.2.840.10008.5.1.4.1.1.88.67	Yes	Yes
Colon CAD SR Storage	1.2.840.10008.5.1.4.1.1.88.69	Yes	Yes
Implantation Plan SR Storage	1.2.840.10008.5.1.4.1.1.88.70	Yes	Yes
Acquisition Context SR Storage	1.2.840.10008.5.1.4.1.1.88.71	Yes	Yes

SOP Class Name	SOP Class UID	SCU	SCP
Simplified Adult Echo SR Storage	1.2.840.10008.5.1.4.1.1.88.72	Yes	Yes
Patient Radiation Dose SR Storage	1.2.840.10008.5.1.4.1.1.88.73	Yes	Yes
Planned Imaging Agent Administration SR Storage	1.2.840.10008.5.1.4.1.1.88.74	Yes	Yes
Performed Imaging Agent Administration SR Storage	1.2.840.10008.5.1.4.1.1.88.75	Yes	Yes
Enhanced X-Ray Radiation Dose SR Storage	1.2.840.10008.5.1.4.1.1.88.76	Yes	Yes
Content Assessment Results Storage	1.2.840.10008.5.1.4.1.1.90.1	Yes	Yes
Microscopy Bulk Simple Annotations Storage	1.2.840.10008.5.1.4.1.1.91.1	Yes	Yes
Encapsulated PDF Storage	1.2.840.10008.5.1.4.1.1.104.1	Yes	Yes
Encapsulated CDA Storage	1.2.840.10008.5.1.4.1.1.104.2	Yes	Yes
Encapsulated STL Storage	1.2.840.10008.5.1.4.1.1.104.3	Yes	Yes
Encapsulated OBJ Storage	1.2.840.10008.5.1.4.1.1.104.4	Yes	Yes
Encapsulated MTL Storage	1.2.840.10008.5.1.4.1.1.104.5	Yes	Yes
Positron Emission Tomography Image Storage	1.2.840.10008.5.1.4.1.1.128	Yes	Yes
Legacy Converted Enhanced PET Image Storage	1.2.840.10008.5.1.4.1.1.128.1	Yes	Yes
Enhanced PET Image Storage	1.2.840.10008.5.1.4.1.1.130	Yes	Yes
Basic Structured Display Storage	1.2.840.10008.5.1.4.1.1.131	Yes	Yes
CT Defined Procedure Protocol Storage	1.2.840.10008.5.1.4.1.1.200.1	Yes	Yes
CT Performed Procedure Protocol Storage	1.2.840.10008.5.1.4.1.1.200.2	Yes	Yes
Protocol Approval Storage	1.2.840.10008.5.1.4.1.1.200.3	Yes	Yes
XA Defined Procedure Protocol Storage	1.2.840.10008.5.1.4.1.1.200.7	Yes	Yes
XA Performed Procedure Protocol Storage	1.2.840.10008.5.1.4.1.1.200.8	Yes	Yes
Inventory Storage	1.2.840.10008.5.1.4.1.1.201.1	Yes	Yes
RT Image Storage	1.2.840.10008.5.1.4.1.1.481.1	Yes	Yes

SOP Class Name	SOP Class UID	SCU	SCP
RT Dose Storage	1.2.840.10008.5.1.4.1.1.481.2	Yes	Yes
RT Structure Set Storage	1.2.840.10008.5.1.4.1.1.481.3	Yes	Yes
RT Beams Treatment Record Storage	1.2.840.10008.5.1.4.1.1.481.4	Yes	Yes
RT Plan Storage	1.2.840.10008.5.1.4.1.1.481.5	Yes	Yes
RT Brachy Treatment Record Storage	1.2.840.10008.5.1.4.1.1.481.6	Yes	Yes
RT Treatment Summary Record Storage	1.2.840.10008.5.1.4.1.1.481.7	Yes	Yes
RT Ion Plan Storage	1.2.840.10008.5.1.4.1.1.481.8	Yes	Yes
RT Ion Beams Treatment Record Storage	1.2.840.10008.5.1.4.1.1.481.9	Yes	Yes
RT Physician Intent Storage	1.2.840.10008.5.1.4.1.1.481.10	Yes	Yes
RT Segment Annotation Storage	1.2.840.10008.5.1.4.1.1.481.11	Yes	Yes
RT Radiation Set Storage	1.2.840.10008.5.1.4.1.1.481.12	Yes	Yes
C-Arm Photon-Electron Radiation Storage	1.2.840.10008.5.1.4.1.1.481.13	Yes	Yes
Tomotherapeutic Radiation Storage	1.2.840.10008.5.1.4.1.1.481.14	Yes	Yes
Robotic-Arm Radiation Storage	1.2.840.10008.5.1.4.1.1.481.15	Yes	Yes
RT Radiation Record Set Storage	1.2.840.10008.5.1.4.1.1.481.16	Yes	Yes
RT Radiation Salvage Record Storage	1.2.840.10008.5.1.4.1.1.481.17	Yes	Yes
Tomotherapeutic Radiation Record Storage	1.2.840.10008.5.1.4.1.1.481.18	Yes	Yes
C-Arm Photon-Electron Radiation Record Storage	1.2.840.10008.5.1.4.1.1.481.19	Yes	Yes
Robotic Radiation Record Storage	1.2.840.10008.5.1.4.1.1.481.20	Yes	Yes
RT Radiation Set Delivery Instruction Storage	1.2.840.10008.5.1.4.1.1.481.21	Yes	Yes
RT Treatment Preparation Storage	1.2.840.10008.5.1.4.1.1.481.22	Yes	Yes
Enhanced RT Image Storage	1.2.840.10008.5.1.4.1.1.481.23	Yes	Yes

SOP Class Name	SOP Class UID	SCU	SCP
Enhanced Continuous RT Image Storage	1.2.840.10008.5.1.4.1.1.481.24	Yes	Yes
RT Patient Position Acquisition Instruction Storage	1.2.840.10008.5.1.4.1.1.481.25	Yes	Yes
RT Beams Delivery Instruction Storage	1.2.840.10008.5.1.4.34.7	Yes	Yes
RT Brachy Application Setup Delivery Instruction Storage	1.2.840.10008.5.1.4.34.10	Yes	Yes
Hanging Protocol Storage	1.2.840.10008.5.1.4.38.1	Yes	Yes
Color Palette Storage	1.2.840.10008.5.1.4.39.1	Yes	Yes
Generic Implant Template Storage	1.2.840.10008.5.1.4.43.1	Yes	Yes
Implant Assembly Template Storage	1.2.840.10008.5.1.4.44.1	Yes	Yes
Implant Template Group Storage	1.2.840.10008.5.1.4.45.1	Yes	Yes

4.2.2.2. Association Policies

4.2.2.2.1. General

The DICOM standard application context name for DICOM 3.0 is always proposed:

Application Context Name	1.2.840.10008.3.1.1.1
--------------------------	-----------------------

4.2.2.2.2. Number of Associations

The Transfer AE will initiate one association and accept any number of associations simultaneously.

4.2.2.2.3. Asynchronous Nature

The Transfer AE does not support asynchronous operations and will not perform asynchronous window negotiation.

4.2.2.2.4. Implementation Identifying Information

The application uses the following implementation identifying information:

Implementation Class UID	2.16.840.1.113669.2013.1.2
Implementation Version Name	MERGE UV 8.3

4.2.2.3. Association Initiation Policy

This section describes the conditions under which the Transfer AE SCU will initiate an association.

4.2.2.3.1. Activity – List Study Instances

4.2.2.3.1.1. Description and Sequencing of Activities

During transfer or download operations, if not configured to use direct DICOM C-MOVE (see 4.2.2.3.2.1 for details), the Transfer AE is activated to retrieve a list of instances that are to be transferred or downloaded. At this point, a specific study has been identified by the user and it is internally identified by its Study Instance UID.

Using the Study Instance UID, the Transfer AE issues the following requests:

1. a C-FIND request for detailed study information where the Identifier contains the Study Instance UID,
2. a C-FIND request for the series in the study where the Identifier contains the Study Instance UID,
3. if the DICOM data source supports instance level queries, C-FIND requests for the instances in each series where the Identifier contains the Study Instance UID and Series Instance UID,
4. if the DICOM data source does not support instance level queries, C-MOVE requests for each series where the Identifier contains the Study Instance UID and Series Instance UID.




Figure 13 - List Study Instances Interaction (Instance Query Supported)

The typical sequence of interactions between the Transfer AE and a DICOM data source when instance-level queries are supported is shown above and is described as follows:

1. The Transfer AE opens an association with the DICOM data source.
2. The Transfer AE sends a C-FIND request to the DICOM data source containing the Study Instance UID asking for additional study attributes.
3. The DICOM data source returns a C-FIND response for the study that match the Study Instance UID.
4. The DICOM data source returns the final C-FIND response.
5. The Transfer AE closes the association with the DICOM data source (optionally, depending on the configuration).
6. The Transfer AE opens an association with the DICOM data source (if previously closed).

7. The Transfer AE sends a C-FIND request to the DICOM data source containing the Study Instance UID asking for a list of series.
8. The DICOM data source returns one C-FIND response for each series that matches the required query key and containing at least the requested return keys contained in the request.
9. The DICOM data source returns the final C-FIND response.
10. The Transfer AE closes the association with the DICOM data source (optionally, depending on the configuration).
11. For each series:
 - a. The Transfer AE opens an association with the DICOM data source (if previously closed).
 - b. The Transfer AE sends a C-FIND request to the DICOM data source containing the Study Instance UID and Series Instance UID, asking for a list of series.
 - c. The DICOM data source returns one C-FIND response for each series that matches the required query key and containing at least the requested return keys contained in the request.
 - d. The DICOM data source returns the final C-FIND response.
 - e. The Transfer AE closes the association with the DICOM data source (optionally, depending on the configuration).




Figure 14 - List Study Instances Interaction (Instance Query Not Supported)

The typical sequence of interactions between the Transfer AE and a DICOM data source when instance-level queries are not supported is shown above and is described as follows:

1. The Transfer AE opens an association with the DICOM data source.
2. The Transfer AE sends a C-FIND request to the DICOM data source containing the Study Instance UID asking for additional study attributes.
3. The DICOM data source returns a C-FIND response for the study that match the Study Instance UID.
4. The DICOM data source returns the final C-FIND response.

5. The Transfer AE closes the association with the DICOM data source (optionally, depending on the configuration).
6. The Transfer AE opens an association with the DICOM data source (if previously closed).
7. The Transfer AE sends a C-FIND request to the DICOM data source containing the Study Instance UID asking for a list of series.
8. The DICOM data source returns one C-FIND response for each series that matches the required query key and containing at least the requested return keys contained in the request.
9. The DICOM data source returns the final C-FIND response.
10. The Transfer AE closes the association with the DICOM data source (optionally, depending on the configuration).
11. For each series:
 - a. The Transfer AE opens an association with the DICOM data source (if previously closed).
 - b. The Transfer AE sends a C-MOVE request to the DICOM data source containing the Study Instance UID and Series Instance UID, asking for the series to be store to itself.
 - c. The DICOM data source sends the C-MOVE response indicating the move has pending operations.
 - d. The DICOM data source opens an association with the Transfer AE.
 - e. The DICOM data source issues a C-STORE request for each of the requested series instances.
 - f. The Transfer AE receives each of the instances and issues a C-STORE response.
 - g. The DICOM data source closes the association.
 - h. The DICOM data source sends the C-MOVE response indicating success.
 - i. The Transfer AE closes the association.

4.2.2.3.1.2. Proposed Presentation Contexts

The Transfer AE will propose Presentation Contexts as shown in the following table.

Presentation Context Table					
Abstract Syntax		Transfer Syntax		Role	Ext. Negot.
Name	UID	Name List	UID List		
Verification	1.2.840.10008.1.1	Implicit Little Endian	1.2.840.10008.1.2	SCU	None
		Explicit Little Endian	1.2.840.10008.1.2.1		
Patient Root Query/Retrieve Information Model – FIND	1.2.840.10008.5.1.4.1.2.1.1	Implicit Little Endian	1.2.840.10008.1.2	SCU	None
		Explicit Little Endian	1.2.840.10008.1.2.1		

Presentation Context Table					
Abstract Syntax		Transfer Syntax		Role	Ext. Negot.
Name	UID	Name List	UID List		
Patient Root Query/Retrieve Information Model – MOVE	1.2.840.10008.5.1.4.1.2.1.1	Implicit Little Endian	1.2.840.10008.1.2	SCU	None
		Explicit Little Endian	1.2.840.10008.1.2.1		
Study Root Query/Retrieve Information Model – FIND	1.2.840.10008.5.1.4.1.2.2.1	Implicit Little Endian	1.2.840.10008.1.2	SCU	None
		Explicit Little Endian	1.2.840.10008.1.2.1		
Study Root Query/Retrieve Information Model – MOVE	1.2.840.10008.5.1.4.1.2.2.2	Implicit Little Endian	1.2.840.10008.1.2	SCU	None
		Explicit Little Endian	1.2.840.10008.1.2.1		

4.2.2.3.1.3. SOP Specific Conformance for C-FIND SOP Class

The behavior of Transfer AE when encountering status codes in a C-FIND response is summarized in the table below. If the remote AE returns a status other than “Success” or “Pending”, the query to that DICOM data source is considered to have failed; the results will not be included in the response, and if other data sources succeed, study will be loaded using data from other data sources; otherwise the operation will fail, and the user will be informed about the failure.

C-FIND Response Status Handling Behavior

Service Status	Further Meaning	Error Code	Behavior
Success	Matching is complete	0000	The SCP has completed the matches. The results will be displayed to the user.
Refused	Out of Resources	A700	The Association is aborted by closing TCP/IP connection and the operation is marked as failed. Error information is logged.
Failed	Identifier does not match SOP Class	A900	The Association is aborted by closing TCP/IP connection and the operation is marked as failed. Error information is logged.
Failed	Unable to Process	C000 – CFFF	The Association is aborted by closing TCP/IP connection and the operation is marked as failed. Error information is logged.
Cancel	Matching terminated due to Cancel request	FE00	The Association is aborted by closing TCP/IP connection and the operation is marked as failed. Error information is logged.
Pending	Matches are continuing	FF00	The SCP has provided a valid response item. The item contained in the Identifier is collected for later processing.

Service Status	Further Meaning	Error Code	Behavior
Pending	Matches are continuing – Warning that one or more Optional Keys were not supported	FF01	The SCP has provided a valid response item. The item contained in the Identifier is collected for later processing.
*	*	Any other status code.	The Association is aborted by closing TCP/IP connection and the operation is marked as failed. Error information is logged.

The behavior of Transfer AE during communication failure is summarized in the table below:

C-FIND Communication Failure Behavior

Exception	Behavior
Timeout	The Association is aborted by closing TCP/IP connection and the operation is marked as failed. Error information is logged.
Association aborted by the SCP or network layers	The operation is marked as failed. The reason is logged.

The Transfer AE conforms to the hierarchical query specifications of the Study Root Query/Retrieve Information Model – FIND SOP Class.

The tables below provide a description of the Transfer AE C-FIND Request Identifier and specify the attributes that are used. Unexpected attributes returned in a C-FIND response are ignored.

Requested return attributes not supported by the SCP are set to have no value. Duplicate entries will be removed based on the unique identifier at each level of the data model, where the record that is first found during processing is used (i.e. the records are not “merged”).

Hierarchical Query

C-FIND Request Identifier – Hierarchical Query – Series Level

Level				
Attribute Name	Tag	VR	M	R
Specific Character Set	(0008,0005)	CS	-	O
Patient/Study				
Study Instance UID	(0020,000D)	UI	X	X
Series				
Series Instance UID	(0020,000E)	UI		X
Modality	(0008,0060)	CS		X

Level				
Attribute Name	Tag	VR	M	R
Series Number	(0020,0011)	IS		X
Series Date	(0008,0021)	DA		X
Series Time	(0008,0031)	TM		X
Series Description	(0008,103E)	LO		X
Body Part Examined	(0018,0015)	CS		X
Institution Name	(0008,0080)	LO		X
Number of Series Related Instances	(0020,1209)	IS		X
Performed Procedure Step Start Date	(0040,0244)	DA		O
Performed Procedure Step Start Time	(0040,0245)	TM		O
Request Attributes Sequence	(0040,0275)	SQ		O

C-FIND Request Identifier – Hierarchical Query – Image Level

Level				
Attribute Name	Tag	VR	M	R
Specific Character Set	(0008,0005)	CS	-	O
Patient/Study				
Study Instance UID	(0020,000D)	UI	X	X
Series				
Series Instance UID	(0020,000E)	UI	X	X
Image				
SOP Class UID	(0008,0016)	UI		X
SOP Instance UID	(0008,0018)	UI		X
Instance Number	(0020,0013)	IS		X
Number of Frames	(0028,0008)	IS		X
Image Position (Patient)	(0020,0032)	DS		X
Image Orientation (Patient)	(0020,0037)	DS		X
Image Type	(0008,0008)	CS		O
Content Date	(0008,0023)	DA		O
Content Time	(0008,0033)	TM		O
Rows	(0028,0010)	US		O
Columns	(0028,0011)	US		O

Level				
Attribute Name	Tag	VR	M	R
Bits Allocated	(0028,0100)	US		O
Acquisition Number	(0020,0012)	IS		O
Document Title	(0042,0010)	ST		O

Non-Negotiated Relational Query**C-FIND Request Identifier – Non-Negotiated Relational Query**

Level				
Attribute Name	Tag	VR	M	R
Specific Character Set	(0008,0005)	CS	-	O
Patient/Study				
Patient Name	(0010,0010)	PN		X
Patient ID	(0010,0020)	LO	X	X
Issuer of Patient ID	(0010,0021)	LO	X	X
Study Instance UID	(0020,000D)	UI	X	X
Series				
Series Instance UID	(0020,000E)	UI		X
Modality	(0008,0060)	CS		X
Number of Series Related Instances	(0020,1209)	IS		X
Image				
SOP Instance UID	(0008,0018)	UI		X
SOP Class UID	(0008,0016)	UI		X
Instance Number	(0020,0013)	IS		X
Number of Frames	(0028,0008)	IS		X
Image Position (Patient)	(0020,0032)	DS		X
Image Orientation (Patient)	(0020,0037)	DS		X
Image Type	(0008,0008)	CS		O
Content Date	(0008,0023)	DA		O
Content Time	(0008,0033)	TM		O
Rows	(0028,0010)	US		O
Columns	(0028,0011)	US		O
Bits Allocated	(0028,0100)	US		O
Document Title	(0042,0010)	ST		O

The above tables should be read as follows:

Level:	The name of the associated level for supported C-FIND attributes.
Attribute Name:	Attributes supported to build a C-FIND Request Identifier
Tag:	DICOM tag for this attribute
VR:	DICOM VR for this attribute
M:	Matching keys for C-FIND query. An "X" indicates that Transfer AE may supply an attribute value based on user input. An "O" indicates that it's optional behavior and may be turned off.
R:	Return keys. An "X" indicates that Transfer AE will supply this attribute as Return Key with zero length for Universal Matching, if matching key is not provided. An "O" indicates that it's optional behavior and may be turned off.

4.2.2.3.1.4. SOP Specific Conformance for C-MOVE SOP Class

The behavior of Transfer AE when encountering status codes in a C-MOVE response is summarized in the table below. If the remote AE returns a status other than "Success" or "Pending", the query to the DICOM data source is considered to have failed; the results will not be included in the response, the operation will fail, and the user will be informed about the failure.

C-MOVE Response Status Handling Behavior

Service Status	Further Meaning	Error Code	Behavior
Success	Sub-operations Complete – No Failures	0000	The SCP has completed the move. The results will be displayed to the user.
Refused	Out of Resources – Unable to calculate number of matches	A701	The Association is aborted by closing TCP/IP connection and the operation is marked as failed. Error information is logged.
Refused	Out of Resources – Unable to perform sub-operations	A702	The Association is aborted by closing TCP/IP connection and the operation is marked as failed. Error information is logged.
Refused	Move Destination unknown	A801	The Association is aborted by closing TCP/IP connection and the operation is marked as failed. Error information is logged.
Failed	Identifier does not match SOP Class	A900	The Association is aborted by closing TCP/IP connection and the operation is marked as failed. Error information is logged.
Warning	Sub-operations Complete – One or more Failures	B000	The SCP has completed the move. The results will be displayed to the user.
Failed	Unable to Process	C000 – CFFF	The Association is aborted by closing TCP/IP connection and the operation is marked as failed. Error information is logged.

Service Status	Further Meaning	Error Code	Behavior
Cancel	Matching terminated due to Cancel request	FE00	The Association is aborted by closing TCP/IP connection and the operation is marked as failed. Error information is logged.
Pending	Sub-operations are continuing	FF00	The SCP has provided a valid response item. The item contained in the Identifier is collected for later processing.
*	*	Any other status code.	The Association is aborted by closing TCP/IP connection and the operation is marked as failed. Error information is logged.

The behavior of Transfer AE during communication failure is summarized in the table below:

C-MOVE Communication Failure Behavior

Exception	Behavior
Timeout	The Association is aborted by closing TCP/IP connection and the operation is marked as failed. Error information is logged.
Association aborted by the SCP or network layers	The operation is marked as failed. The reason is logged.

The Transfer AE conforms to the hierarchical query specifications of the Study Root Query/Retrieve Information Model – MOVE SOP Class.

The tables below provide a description of the Transfer AE C-MOVE Request Identifier and specify the attributes that are used. Unexpected attributes returned in a C-MOVE response are ignored.

Requested return attributes not supported by the SCP are set to have no value. Duplicate entries will be removed based on the unique identifier at each level of the data model, where the record that is first found during processing is used (i.e. the records are not “merged”).

C-MOVE Request Identifier – Series Level

Level				
Attribute Name	Tag	VR	M	R
Patient/Study				
Patient ID	(0010,0020)	LO	X	X
Study Instance UID	(0020,000D)	UI	X	X
Series				
Series Instance UID	(0020,000E)	UI	X	X

The above tables should be read as follows:

Level:	The name of the associated level for supported C-FIND attributes.
Attribute Name:	Attributes supported to build a C-FIND Request Identifier
Tag:	DICOM tag for this attribute
VR:	DICOM VR for this attribute
M:	Matching keys for C-FIND query. An "X" indicates that Transfer AE may supply an attribute value based on user input. An "O" indicates that it's optional behavior and may be turned off.
R:	Return keys. An "X" indicates that Transfer AE will supply this attribute as Return Key with zero length for Universal Matching, if matching key is not provided. An "O" indicates that it's optional behavior and may be turned off.

4.2.2.3.2. Activity – Transfer Study

4.2.2.3.2.1. Description and Sequencing of Activities

While reviewing a list of studies or while reviewing a particular study in detail, the user can request that selected studies be transferred to another data source within the system. This results in the creation of a transfer job for each study which is processed in the background.

When a transfer job is being processed, the actions depend on the capabilities and configuration of the source and destination data sources. If the source and destination data sources are configured such that a direct DICOM C-MOVE can be achieved, the Transfer AE will use a 3rd party DICOM C-MOVE to perform the transfer. If this is not the case, the Transfer AE will retrieve the DICOM data itself and store the DICOM to the destination.

In the case of a direct DICOM C-MOVE, the Transfer AE attempts to initiate a new association with the C-MOVE SCP that contains the study to be transferred. If the association is successfully negotiated, the Transfer AE issues a C-MOVE request at the Study level where the Identifier contains the study unique identifier. The Transfer AE will then wait for each C-MOVE response. When the C-MOVE response indicates completion, the transfer job will be considered complete and the job status will be updated within the system.

In the case of a brokered move, the Transfer AE will query the study contents to discover the instances in the study as per the real-world activity List Study Instances, move them to itself (if they were not moved as a result of the List Study Instances activity), then store them to the destination.

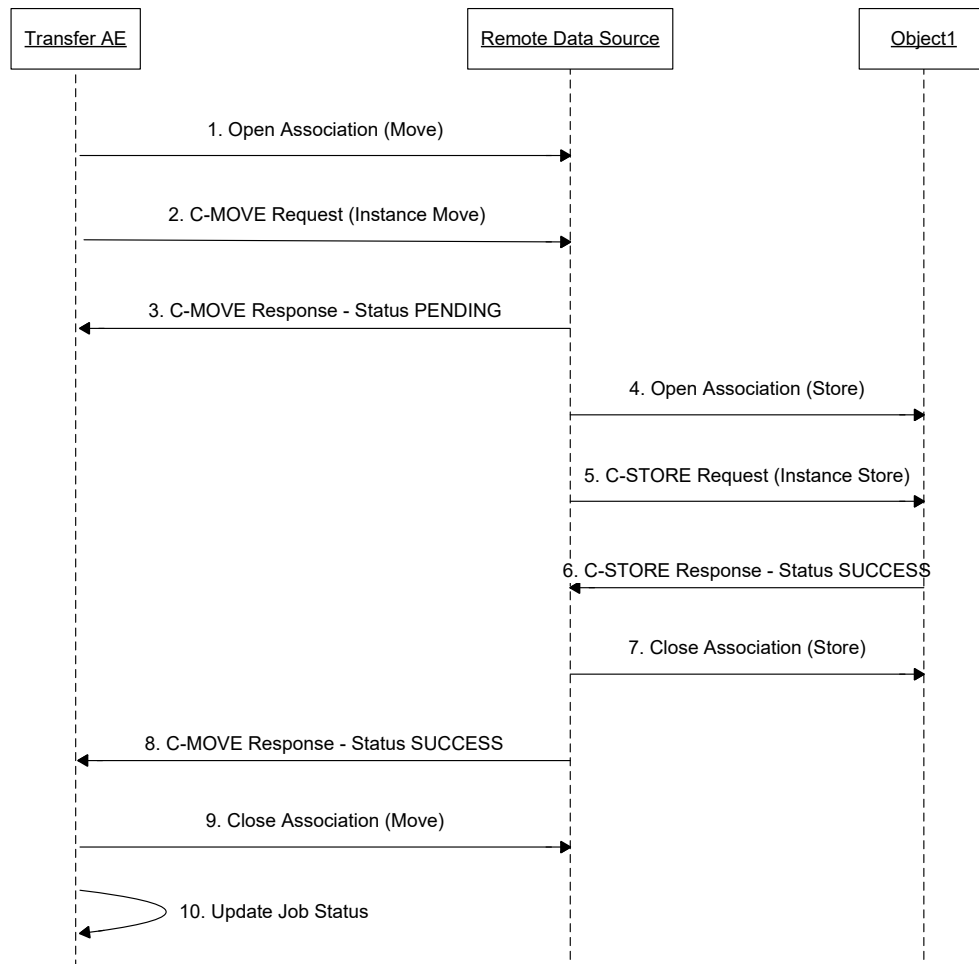


Figure 15 – 3rd Party Move Transfer Interaction

The typical sequence of interactions for a 3rd party move of a study between the Transfer AE, a DICOM data source, and a DICOM data destination as shown above is described as follows:

1. The Transfer AE opens an association with the DICOM data source.
2. The Transfer AE sends a C-MOVE request to the DICOM data source containing the Study Instance UID asking for the instance to be stored to the DICOM data destination.
3. The DICOM data source sends a C-MOVE response to the Transfer AE indicating the move has pending operations.
4. The DICOM data source opens an association with the AE of the destination.
5. The DICOM data source issues C-STORE requests for the requested instances.
6. The destination AE receives the instance and issues a C-STORE response.
7. The DICOM data source closes the association.
8. The DICOM data source sends the C-MOVE response indicating success.

9. The Transfer AE closes the association with the DICOM data source (optionally, depending on the configuration).
10. The Transfer AE updates the status of the transfer job.

The order of step 3 and 7 are highly dependent on the DICOM data source and may happen out of sequence, as allowed by DICOM.




Figure 16 – Brokered Move Transfer Interaction

The typical sequence of interactions for a brokered move of a study between the Transfer AE, a DICOM data source, and a DICOM data destination as shown above is described as follows:

1. The Transfer AE opens an association with the DICOM data source.
2. The Transfer AE sends a C-MOVE request to the DICOM data source containing the Study Instance UID, Series Instance UID, and SOP Instance UID asking for the instance to be stored to the Transfer AE.
3. The DICOM data source sends a C-MOVE response to the Transfer AE indicating the move has pending operations.
4. The DICOM data source opens an association with the Transfer AE.
5. The DICOM data source issues a C-STORE request for the requested instance.
6. The Transfer AE receives the instance and issues a C-STORE response.
7. The DICOM data source closes the association.
8. The DICOM data source sends the C-MOVE response indicating success.
9. The Transfer AE closes the association with the DICOM data source (optionally, depending on the configuration).
10. The Transfer AE opens an association with the DICOM data destination.
11. The Transfer AE issues a C-STORE request for each instance.
12. The DICOM data destination receives the instance and issues a C-STORE response
13. The DICOM data destination closes the association.
14. The Transfer AE updates the status of the transfer job.

The order of step 3 and 7 are highly dependent on the DICOM data source and may happen out of sequence, as allowed by DICOM.

Steps 1 through 9 are not performed in the case that the DICOM data source does not support instance-level queries. In this case the List Study Instances activity would have moved the instances to the Transfer AE using a series-level C-MOVE.

4.2.2.3.2.2. Proposed Presentation Contexts

The Transfer AE will propose Presentation Contexts as shown in the following table for the C-MOVE operations.

Presentation Context Table					
Abstract Syntax		Transfer Syntax		Role	Ext. Negot.
Name	UID	Name List	UID List		
Verification	1.2.840.10008.1.1	Implicit Little Endian	1.2.840.10008.1.2	SCU	None
		Explicit Little Endian	1.2.840.10008.1.2.1		

Presentation Context Table					
Abstract Syntax		Transfer Syntax		Role	Ext. Negot.
Name	UID	Name List	UID List		
Patient Root Query/Retrieve Information Model – FIND	1.2.840.10008.5.1.4.1.2.1.1	Implicit Little Endian	1.2.840.10008.1.2	SCU	None
		Explicit Little Endian	1.2.840.10008.1.2.1		
Patient Root Query/Retrieve Information Model – MOVE	1.2.840.10008.5.1.4.1.2.1.1	Implicit Little Endian	1.2.840.10008.1.2	SCU	None
		Explicit Little Endian	1.2.840.10008.1.2.1		
Study Root Query/Retrieve Information Model – FIND	1.2.840.10008.5.1.4.1.2.2.1	Implicit Little Endian	1.2.840.10008.1.2	SCU	None
		Explicit Little Endian	1.2.840.10008.1.2.1		
Study Root Query/Retrieve Information Model – MOVE	1.2.840.10008.5.1.4.1.2.2.2	Implicit Little Endian	1.2.840.10008.1.2	SCU	None
		Explicit Little Endian	1.2.840.10008.1.2.1		

The Transfer AE will propose Presentation Contexts as shown in the following table for the C-STORE operations.

Presentation Context Table					
Abstract Syntax		Transfer Syntax		Role	Ext. Negot.
Name	UID	Name List	UID List		
The storage class name corresponding to the instance to be stored	The storage class UID corresponding to the instance to be stored	The transfer syntax as defined by the instance to be stored	The transfer syntax UID as defined by the instance to be stored	SCU	None

4.2.2.3.2.3. SOP Specific Conformance for C-MOVE SOP Class

The behavior of Transfer AE when encountering status codes in a C-MOVE response is summarized in the table below. If the remote AE returns a status other than “Success” or “Pending”, the query to that DICOM data source is considered to have failed; the results will not be included in the response, the operation will fail, and the user will be informed about the failure.

C-MOVE Response Status Handling Behavior

Service Status	Further Meaning	Error Code	Behavior
Success	Sub-operations Complete – No Failures	0000	The SCP has completed the move. The results will be displayed to the user.
Refused	Out of Resources – Unable to calculate number of matches	A701	The Association is aborted by closing TCP/IP connection and the operation is marked as failed. Error information is logged.
Refused	Out of Resources –Unable to perform sub-operations	A702	The Association is aborted by closing TCP/IP connection and the operation is marked as failed. Error information is logged.
Refused	Move Destination unknown	A801	The Association is aborted by closing TCP/IP connection and the operation is marked as failed. Error information is logged.
Failed	Identifier does not match SOP Class	A900	The Association is aborted by closing TCP/IP connection and the operation is marked as failed. Error information is logged.
Warning	Sub-operations Complete – One or more Failures	B000	The SCP has completed the move. The results will be displayed to the user.
Failed	Unable to Process	C000 – CFFF	The Association is aborted by closing TCP/IP connection and the operation is marked as failed. Error information is logged.
Cancel	Matching terminated due to Cancel request	FE00	The Association is aborted by closing TCP/IP connection and the operation is marked as failed. Error information is logged.
Pending	Sub-operations are continuing	FF00	The SCP has provided a valid response item. The item contained in the Identifier is collected for later processing.
*	*	Any other status code.	The Association is aborted by closing TCP/IP connection and the operation is marked as failed. Error information is logged.

The behavior of Transfer AE during communication failure is summarized in the table below:

C-MOVE Communication Failure Behavior

Exception	Behavior
Timeout	The Association is aborted by closing TCP/IP connection and the operation is marked as failed. Error information is logged.
Association aborted by the SCP or network layers	The operation is marked as failed. The reason is logged.

The Transfer AE conforms to the hierarchical query specifications of the Study Root Query/Retrieve Information Model – MOVE SOP Class.

The tables below provide a description of the Transfer AE C-MOVE Request Identifier and specify the attributes that are used.

C-MOVE Request Identifier – Image Level

Level				
Attribute Name	Tag	VR	M	R
Patient/Study				
Patient ID	(0010,0020)	LO	X	X
Study Instance UID	(0020,000D)	UI	X	X
Series				
Series Instance UID	(0020,000E)	UI	X	X
Image				
SOP Instance UID	(0008,0018)	UI	X	X

The above table should be read as follows:

Level:	The name of the associated level for supported C-FIND attributes. Note, “Image” is used to refer to Composite Object Instance since it’s a more commonly used term.
Attribute Name:	Attributes supported to build a C-FIND Request Identifier
Tag:	DICOM tag for this attribute
VR:	DICOM VR for this attribute
M:	Matching keys for C-FIND query. An “X” indicates that Transfer AE may supply an attribute value based on user input. An “O” indicates that it’s optional behavior and may be turned off.
R:	Return keys. An “X” indicates that Transfer AE will supply this attribute as Return Key with zero length for Universal Matching, if matching key is not provided. An “O” indicates that it’s optional behavior and may be turned off.

4.2.2.3.2.4. SOP Specific Conformance for C-STORE SOP Class

The behavior of Transfer AE when encountering status codes in a C-STORE response is summarized in the table below. If the remote AE returns a status other than “Success” or “Pending”, the store to that DICOM data source is considered to have failed; if the storage to all DICOM data sources fail, the user will be informed that the store failed.

C-STORE Response Status Handling Behavior

Service Status	Further Meaning	Error Code	Behavior
Success	Matching is complete	0000	The SCP has completed the store. The user will be notified about the success.
Refused	Out of Resources	A700 – A7FF	The Association is aborted by closing TCP/IP connection and the operation is marked as failed. Error information is logged.
Failed	Data Set does not match SOP Class	A900 – A9FF	The Association is aborted by closing TCP/IP connection and the operation is marked as failed. Error information is logged.
Warning	Coercion of Data Elements	B000	The SCP has completed the store. The user will be notified about the success.
Warning	Elements Discarded	B006	The SCP has completed the store. The user will be notified about the success.
Warning	Data Set does not match SOP Class	B007	The SCP has completed the store. The user will be notified about the success.
Failed	Cannot understand	C000 – CFFF	The Association is aborted by closing TCP/IP connection and the operation is marked as failed. Error information is logged.
*	*	Any other status code.	The Association is aborted by closing TCP/IP connection and the operation is marked as failed. Error information is logged.

The behavior of Transfer AE during communication failure is summarized in the table below:

C-STORE Communication Failure Behavior

Exception	Behavior
Timeout	The Association is aborted by closing TCP/IP connection and the operation is marked as failed. The reason is logged.
Association aborted by the SCP or network layers	The operation is marked as failed. The reason is logged.

4.2.2.3.3. Activity – Download Study**4.2.2.3.3.1. Description and Sequencing of Activities**

While reviewing a list of studies or while reviewing a particular study in detail, the user can request that selected studies be downloaded to an external client. This results in the creation of a download job per study which is processed in the background.

When a download job is being processed, the system must first query the study contents to discover the instances in the study as per the real-world activity List Study Instances via the Transfer AE.

With the list of instances, the download service attempts to transfer each instance. For each instance, the download service requests the instance which initiates an instance move. The Transfer AE then initiates a new association with the C-MOVE SCP that contains the instance. If the association is

successfully negotiated, the Transfer AE issues a C-MOVE request at the series or instance level (depending on the source AE's support of instance-level queries. The Identifier of the C-MOVE contains the Study Instance UID, Series Instance UID, and SOP Instance UID. The Transfer AE will then wait for each C-MOVE response. When the C-MOVE response indicates completion, the data will be transferred by proprietary means to the external client.

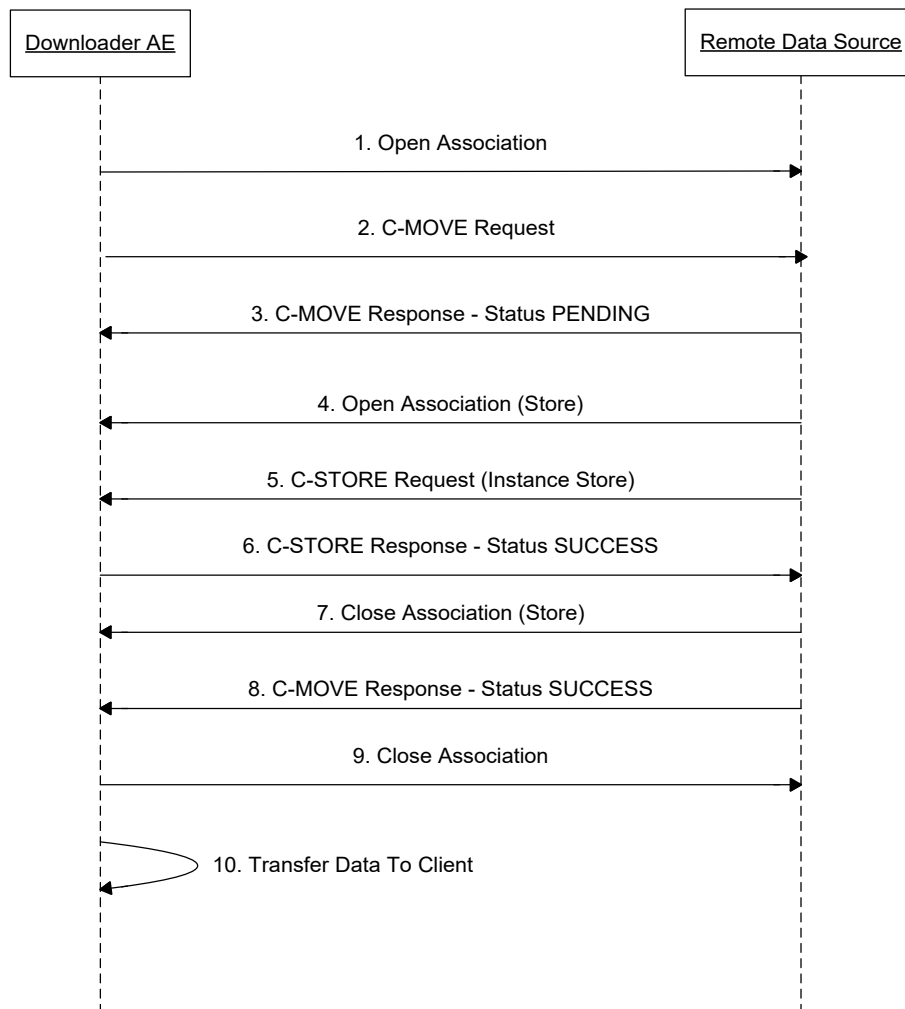


Figure 17 - Download Interaction

The typical sequence of interactions between the Transfer AE and a DICOM data source is described as follows:

1. The Transfer AE opens an association with the DICOM data source.
2. The Transfer AE sends a C-MOVE request to the DICOM data source containing the job's Study Instance UID, Series Instance UID, and, SOP Instance UID.
3. The DICOM data source sends a C-MOVE response to the Transfer AE indicating the move has pending operations.
4. The DICOM data source opens an association with the Transfer AE.

5. The DICOM data source issues a C-STORE request for the requested instance or for each instance in the series.
6. The Transfer AE receives the instance and issues a C-STORE response.
7. The DICOM data source closes the association.
8. The DICOM data source sends the C-MOVE response indicating success.
9. The Transfer AE closes the association with the DICOM data source.
10. The Transfer AE transfers the data to an external client.

Steps 1 through 9 are not performed in the case that the DICOM data source does not support instance-level queries. In this case the List Study Instances activity would have moved the instances to the Transfer AE using a series-level C-MOVE.

4.2.2.3.3.2. Proposed Presentation Contexts

The Transfer AE will propose Presentation Contexts as shown in the following table.

Presentation Context Table					
Abstract Syntax		Transfer Syntax		Role	Ext. Negot.
Name	UID	Name List	UID List		
Verification	1.2.840.10008.1.1	Implicit Little Endian	1.2.840.10008.1.2	SCU	None
		Explicit Little Endian	1.2.840.10008.1.2.1		
Patient Root Query/Retrieve Information Model – FIND	1.2.840.10008.5.1.4.1.2.1.1	Implicit Little Endian	1.2.840.10008.1.2	SCU	None
		Explicit Little Endian	1.2.840.10008.1.2.1		
Patient Root Query/Retrieve Information Model – MOVE	1.2.840.10008.5.1.4.1.2.1.1	Implicit Little Endian	1.2.840.10008.1.2	SCU	None
		Explicit Little Endian	1.2.840.10008.1.2.1		
Study Root Query/Retrieve Information Model – FIND	1.2.840.10008.5.1.4.1.2.2.1	Implicit Little Endian	1.2.840.10008.1.2	SCU	None
		Explicit Little Endian	1.2.840.10008.1.2.1		
Study Root Query/Retrieve Information Model – MOVE	1.2.840.10008.5.1.4.1.2.2.2	Implicit Little Endian	1.2.840.10008.1.2	SCU	None
		Explicit Little Endian	1.2.840.10008.1.2.1		

4.2.2.3.3.3. SOP Specific Conformance for C-MOVE SOP Class

The behavior of Transfer AE when encountering status codes in a C-MOVE response is summarized in the table below. If the remote AE returns a status other than “Success” or “Pending”, the query to that DICOM data source is considered to have failed; the results will not be included in the response, and if other data sources succeed, the user will be informed that the results are incomplete.

C-MOVE Response Status Handling Behavior

Service Status	Further Meaning	Error Code	Behavior
Success	Sub-operations Complete – No Failures	0000	The SCP has completed the move. The download job handling will proceed.
Refused	Out of Resources – Unable to calculate number of matches	A701	The Association is aborted by closing TCP/IP connection and the operation is marked as failed. Error information is logged.
Refused	Out of Resources – Unable to perform sub-operations	A702	The Association is aborted by closing TCP/IP connection and the operation is marked as failed. Error information is logged.
Refused	Move Destination unknown	A801	The Association is aborted by closing TCP/IP connection and the operation is marked as failed. Error information is logged.
Failed	Identifier does not match SOP Class	A900	The Association is aborted by closing TCP/IP connection and the operation is marked as failed. Error information is logged.
Warning	Sub-operations Complete – One or more Failures	B000	The SCP has completed the move. The results will be displayed to the user.
Failed	Unable to Process	C000 – CFFF	The Association is aborted by closing TCP/IP connection and the operation is marked as failed. Error information is logged.
Cancel	Matching terminated due to Cancel request	FE00	The Association is aborted by closing TCP/IP connection and the operation is marked as failed. Error information is logged.
Pending	Sub-operations are continuing	FF00	The SCP has provided a valid response item. The item contained in the Identifier is collected for later processing.
*	*	Any other status code.	The Association is aborted by closing TCP/IP connection and the operation is marked as failed. Error information is logged.

The behavior of Transfer AE during communication failure is summarized in the table below:

C-MOVE Communication Failure Behavior

Exception	Behavior
Timeout	The Association is aborted by closing TCP/IP connection and the operation is marked as failed. Error information is logged.
Association aborted by the SCP or network layers	The operation is marked as failed. The reason is logged.

The tables below provide a description of the Transfer AE C-MOVE Request Identifier and specify the attributes that are used. Unexpected attributes returned in a C-MOVE response are ignored.

C-MOVE Request Identifier – Image Level

Level				
Attribute Name	Tag	VR	M	R
Patient/Study				
Patient ID	(0010,0020)	LO	X	X
Study Instance UID	(0020,000D)	UI	X	X
Series				
Series Instance UID	(0020,000E)	UI	X	X
Image				
SOP Instance UID	(0008,0018)	UI	X	X

The above tables should be read as follows:

Level:	The name of the associated level for supported C-MOVE attributes. Note, “Image” is used to refer to Composite Object Instance since it’s a more commonly used term.
Attribute Name:	Attributes supported to build a C-MOVE Request Identifier
Tag:	DICOM tag for this attribute
VR:	DICOM VR for this attribute
M:	Matching keys for C-MOVE query. An “X” indicates that Transfer AE may supply an attribute value based on user input. An “O” indicates that it’s optional behavior and may be turned off.
R:	Return keys. An “X” indicates that Transfer AE will supply this attribute as Return Key with zero length for Universal Matching, if matching key is not provided. An “O” indicates that it’s optional behavior and may be turned off.

4.2.2.4. Association Acceptance Policy

4.2.2.4.1. Activity – Download Study

4.2.2.4.1.1. Description and sequencing of Activities

The Transfer AE listens for instances to be stored as a result of other operations performed by its users. When a download job requires data to be moved to the Transfer AE for transfer to an external destination, the instances are stored to the Transfer AE.

The Transfer AE SCP does not support Extended Negotiation and does not perform any validation or coercion of attributes, although the data may be modified according to user input before transfer to the external client.

Data sent to the Transfer AE unsolicited (i.e. not as a result of a Transfer AE C-MOVE operation) will be ignored and is not allowed.

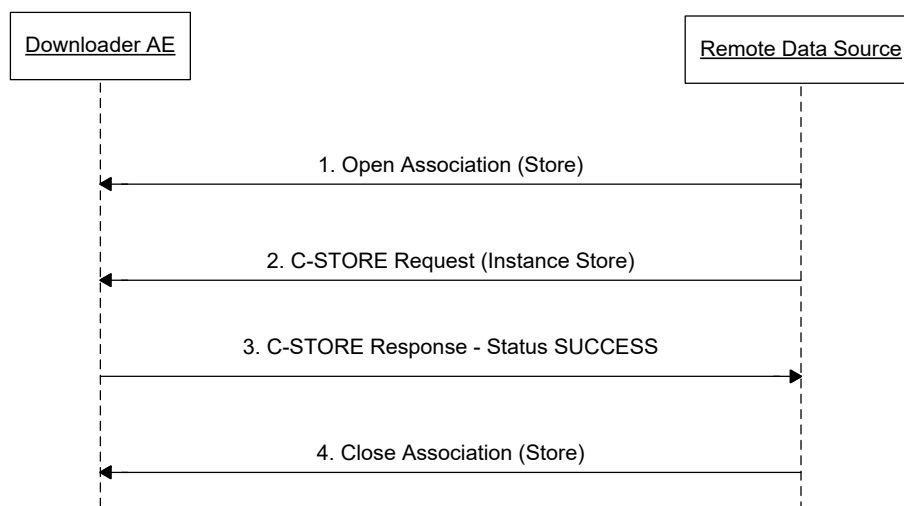


Figure 18 - Sequencing of Activity – Receive Storage Request

The typical sequence between a DICOM data source and the Transfer AE is as follows:

1. The DICOM data source opens a new association with the Transfer AE.
2. The DICOM data source sends a C-STORE request.
3. The Transfer AE stores the instance and sends a C-STORE response.
4. The DICOM data source closes the association with the Transfer AE.

The Transfer AE SCP rejects association requests if Called AE title is not one of the local AE titles configured in the system.

4.2.2.4.1.2. Accepted Presentation Contexts

The Transfer AE SCP will accept the following presentation contexts (Note, any transfer syntaxes marked with a '*' are optional, meaning they are only available when certain software options are configured. E.g. MPEG 4 transfer syntaxes are only available if video feature is enabled for that SOP class), depending on whether the abstract syntax is for verification, or for storing of an lossy image, or video, or other SOP class:

Accepted Verification SOP Class Transfer Syntaxes:

Name List	UID List
Implicit Little Endian	1.2.840.10008.1.2
Explicit Little Endian	1.2.840.10008.1.2.1

Accepted Lossy Image SOP Class Transfer Syntaxes:

Name List	UID List
Implicit Little Endian	1.2.840.10008.1.2
Explicit Little Endian	1.2.840.10008.1.2.1
JPEG Baseline (Process 1)	1.2.840.10008.1.2.4.50

Accepted Video SOP Class Transfer Syntaxes:

Name List	UID List
Implicit Little Endian	1.2.840.10008.1.2
Explicit Little Endian	1.2.840.10008.1.2.1
MPEG-4 AVC/H.264 High Profile / Level 4.1 *	1.2.840.10008.1.2.4.102
Fragmentable MPEG-4 AVC/H.264 High Profile / Level 4.1 *	1.2.840.10008.1.2.4.102.1
MPEG-4 AVC/H.264 BD-compatible High Profile / Level 4.1 *	1.2.840.10008.1.2.4.103
Fragmentable MPEG-4 AVC/H.264 BD-compatible High Profile / Level 4.1 *	1.2.840.10008.1.2.4.103.1
MPEG-4 AVC/H.264 High Profile / Level 4.2 For 2D Video *	1.2.840.10008.1.2.4.104
Fragmentable MPEG-4 AVC/H.264 High Profile / Level 4.2 For 2D Video *	1.2.840.10008.1.2.4.104.1
MPEG-4 AVC/H.264 High Profile / Level 4.2 For 3D Video *	1.2.840.10008.1.2.4.105

Name List	UID List
Fragmentable MPEG-4 AVC/H.264 High Profile / Level 4.2 For 3D Video *	1.2.840.10008.1.2.4.105.1
MPEG-4 AVC/H.264 Stereo High Profile / Level 4.2 *	1.2.840.10008.1.2.4.106
Fragmentable MPEG-4 AVC/H.264 Stereo High Profile / Level 4.2 *	1.2.840.10008.1.2.4.106.1

Accepted Other SOP Class Transfer Syntaxes:

Name List	UID List
Implicit Little Endian	1.2.840.10008.1.2
Explicit Little Endian	1.2.840.10008.1.2.1

Presentation Context Table				
Abstract Syntax		Transfer Syntax	Role	Ext. Negot.
Name	UID			
Verification	1.2.840.10008.1.1	Verification	SCP	None
Ultrasound Multi-frame Image Storage (Retired)	1.2.840.10008.5.1.4.1.1.3	Lossy Image	SCP	None
Ultrasound Multi-frame Image Storage	1.2.840.10008.5.1.4.1.1.3.1	Lossy Image	SCP	None
Video Endoscopic Image Storage	1.2.840.10008.5.1.4.1.1.77.1.1.1	Video	SCP	None
Video Microscopic Image Storage	1.2.840.10008.5.1.4.1.1.77.1.2.1	Video	SCP	None
Video Photographic Image Storage	1.2.840.10008.5.1.4.1.1.77.1.4.1	Video	SCP	None
All other Storage SOP Classes		Other	SCP	None

4.2.2.4.1.3. SOP Specific Conformance for SOP Class(es)

The Transfer AE can report status codes as summarized in the Table below. When Transfer AE SCP fails to store, it will close TCP/IP connection without sending C-STORE Response. Error information is logged in this case,

Service Status	Further Meaning	Error Code	Behavior
Success	Success	0000	The Transfer AE has completed the operation successfully.

4.2.3. Pre-Cache Application Entity Specification

4.2.3.1. SOP Classes

The application provides Standard Conformance to the following SOP Classes:

SOP Class Name	SOP Class UID	SCU	SCP
Verification	1.2.840.10008.1.1	No	Yes
Study Root Query/Retrieve Information Model – FIND	1.2.840.10008.5.1.4.1.2.2.1	Yes	No
Study Root Query/Retrieve Information Model – MOVE	1.2.840.10008.5.1.4.1.2.2.2	Yes	No
Computed Radiography Image Storage	1.2.840.10008.5.1.4.1.1.1	No	Yes
Digital X-Ray Image Storage – For Presentation	1.2.840.10008.5.1.4.1.1.1.1	No	Yes
Digital Mammography X-Ray Image Storage – For Presentation	1.2.840.10008.5.1.4.1.1.1.2	No	Yes
Digital Intra-oral X-Ray Image Storage – For Presentation	1.2.840.10008.5.1.4.1.1.1.3	No	Yes
CT Image Storage	1.2.840.10008.5.1.4.1.1.2	No	Yes
Enhanced CT Image Storage	1.2.840.10008.5.1.4.1.1.2.1	No	Yes
Ultrasound Multi-frame Image Storage	1.2.840.10008.5.1.4.1.1.3.1	No	Yes
MR Image Storage	1.2.840.10008.5.1.4.1.1.4	No	Yes
Enhanced MR Image Storage	1.2.840.10008.5.1.4.1.1.4.1	No	Yes
Ultrasound Image Storage	1.2.840.10008.5.1.4.1.1.6.1	No	Yes
Secondary Capture Image Storage	1.2.840.10008.5.1.4.1.1.7	No	Yes
Multi-frame Grayscale Byte Secondary Capture Image Storage	1.2.840.10008.5.1.4.1.1.7.2	No	Yes
Multi-frame Grayscale Word Secondary Capture Image Storage	1.2.840.10008.5.1.4.1.1.7.3	No	Yes
Multi-frame True Color Secondary Capture Image Storage	1.2.840.10008.5.1.4.1.1.7.4	No	Yes

SOP Class Name	SOP Class UID	SCU	SCP
Basic Voice Audio Waveform Storage	1.2.840.10008.5.1.4.1.1.9.4.1	No	Yes
General Audio Waveform Storage	1.2.840.10008.5.1.4.1.1.9.4.2	No	Yes
Grayscale Softcopy Presentation State Storage SOP Class	1.2.840.10008.5.1.4.1.1.11.1	No	Yes
X-Ray Angiographic Image Storage	1.2.840.10008.5.1.4.1.1.12.1	No	Yes
X-Ray Radiofluoroscopic Image Storage	1.2.840.10008.5.1.4.1.1.12.2	No	Yes
Breast Tomosynthesis Image Storage	1.2.840.10008.5.1.4.1.1.13.1.3	No	Yes
Nuclear Medicine Image Storage	1.2.840.10008.5.1.4.1.1.20	No	Yes
VL Endoscopic Image Storage	1.2.840.10008.5.1.4.1.1.77.1.1	No	Yes
Video Endoscopic Image Storage	1.2.840.10008.5.1.4.1.1.77.1.1.1	No	Yes
VL Photographic Image Storage	1.2.840.10008.5.1.4.1.1.77.1.4	No	Yes
Ophthalmic Photography 8 Bit Image Storage	1.2.840.10008.5.1.4.1.1.77.1.5.1	No	Yes
Ophthalmic Tomography Image Storage	1.2.840.10008.5.1.4.1.1.77.1.5.4	No	Yes
Basic Text SR Storage	1.2.840.10008.5.1.4.1.1.88.11	No	Yes
Enhanced SR Storage	1.2.840.10008.5.1.4.1.1.88.22	No	Yes
Comprehensive SR Storage	1.2.840.10008.5.1.4.1.1.88.33	No	Yes
Comprehensive 3D SR Storage	1.2.840.10008.5.1.4.1.1.88.34	No	Yes
Mammography CAD SR Storage	1.2.840.10008.5.1.4.1.1.88.50	No	Yes
Key Object Selection Document Storage	1.2.840.10008.5.1.4.1.1.88.59	No	Yes
Encapsulated PDF Storage	1.2.840.10008.5.1.4.1.1.104.1	No	Yes
Positron Emission Tomography Image Storage	1.2.840.10008.5.1.4.1.1.128	No	Yes
RT Image Storage	1.2.840.10008.5.1.4.1.1.481.1	No	Yes

4.2.3.2. Association Policies

4.2.3.2.1. General

The DICOM standard application context name for DICOM 3.0 is always proposed:

Application Context Name	1.2.840.10008.3.1.1.1
--------------------------	-----------------------

4.2.3.2.2. Number of Associations

The Pre-Cache AE can initiate and accept any number of associations simultaneously, with some limitations.

The Pre-Cache AE typically only have one association open at a time - either performing C-FIND, C-MOVE, or C-STORE with one of the configured Remote Data Sources.

4.2.3.2.3. Asynchronous Nature

The Pre-Cache AE does not support asynchronous operations and will not perform asynchronous window negotiation.

4.2.3.2.4. Implementation Identifying Information

The application uses the following implementation identifying information:

Implementation Class UID	2.16.840.1.113669.2013.1.2
Implementation Version Name	MERGE UV 8.3

4.2.3.3. Association Initiation Policy

This section describes the conditions under which the Pre-Cache AE SCU will initiate an association.

4.2.3.3.1. Activity – Pre-Cache Study Instances

4.2.3.3.1.1. Description and Sequencing of Activities

When enabled, the Pre-Cache service performs caching at a configurable interval. At the configured interval the Pre-Cache AE attempts the following with each of the Remote Data Sources configured for pre-caching. First an association with the remote DICOM C-FIND SCP is attempted and if the association is successfully negotiated, the Pre-Cache AE issues a C-FIND request at the Study level with a date range determined by the configured time range configured to be pre-cached. The Pre-Cache AE will then wait the C-FIND response, up to a configurable maximum. When the C-FIND response is complete or the maximum is received, the list of studies in the response is then used for pulling.

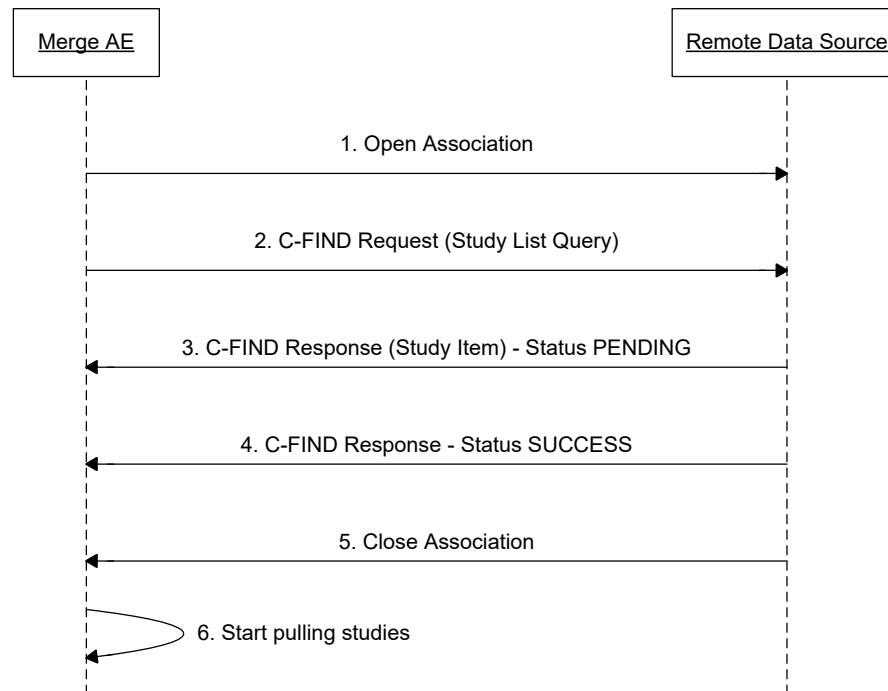


Figure 20 - Pre-Cache – Query for studies

The typical sequence of interactions between the Pre-Cache AE and a DICOM data source as shown above is described as follows:

1. The Pre-Cache AE opens an association with the DICOM data source.
2. The Pre-Cache AE sends a C-FIND request to the DICOM data source containing the study date range to be pre-cached.
3. The DICOM data source returns one C-FIND response for each study that matches the date range provided in the request.
4. The DICOM data source returns the final C-FIND response.
5. The Pre-Cache AE closes the association with the DICOM data source.
6. The Pre-Cache AE proceeds to moving studies in the results.

For each of the studies in the C-FIND result the following is performed. The Pre-Cache AE attempts to initiate a new Association with the remote DICOM C-MOVE SCP of the Remote Data Source that was queried. If the association is successfully negotiated, the Pre-Cache AE issues a Study level C-MOVE request for instances where the Identifier contains the Study Instance UID.

The Pre-Cache AE expects that the C-MOVE will result in a C-STORE of the instances. The Pre-Cache AE waits for the final C-MOVE response. When the final C-MOVE response occurs, the Pre-Cache AE will parse the instances and cache the Study.

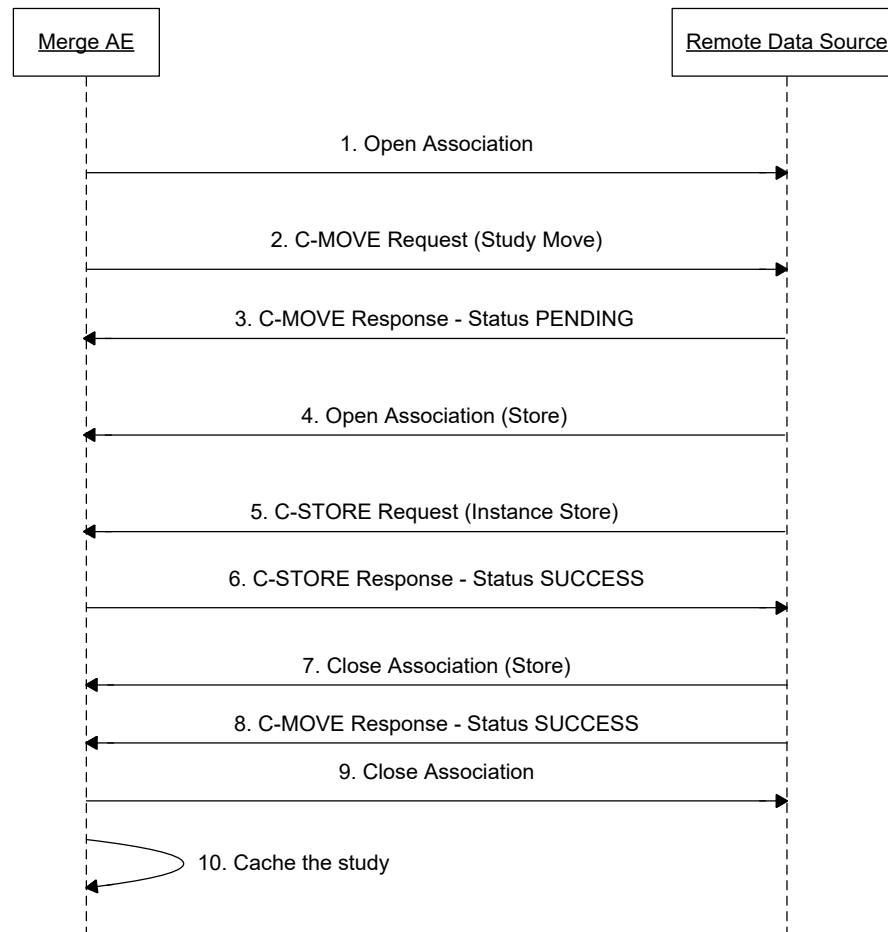


Figure 21 - Pre-Cache – Pull Studies

The typical sequence of interactions between the Pre-Cache AE and a DICOM data source as shown above is described as follows:

1. The Pre-Cache AE opens an association with the DICOM data source.
2. The Pre-Cache AE sends a C-MOVE request to the DICOM data source containing the Study Instance UID asking for the study to be stored to the Pre-Cache AE.
3. The DICOM data source sends a C-MOVE response to the Pre-Cache AE indicating the move has pending operations.
4. The DICOM data source opens an association with the Pre-Cache AE.
5. The DICOM data source issues C-STORE requests for the requested instances.
6. The Pre-Cache AE receives the instances and issues C-STORE responses.
7. The DICOM data source closes the association.
8. The DICOM data source sends the C-MOVE response indicating success.

9. The Pre-Cache AE closes the association with the DICOM data source.

10. The Pre-Cache AE proceeds to finish caching the received study.

The order of step 3 and 7 are highly dependent on the DICOM data source and may happen out of sequence, as allowed by DICOM.

There is also an alternate configuration in which the Remote Data Source will push the studies that are to be cached. In this configuration, the Remote Data Source's DICOM C-MOVE SCP initiates an Association with the Pre-Cache AE and performs a C-STORE for each of the instances to be cached.

When the Remote Data Source's DICOM C-MOVE SCP closes the Association, the Pre-Cache AE will parse the instances received and cache the Study.

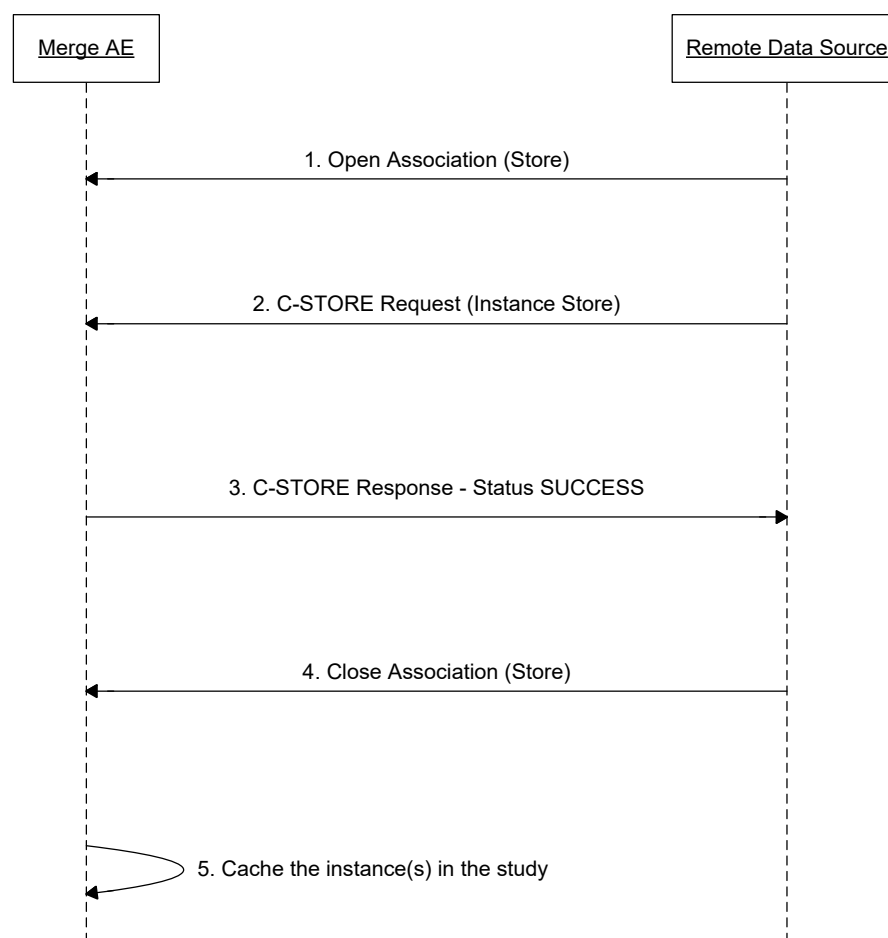


Figure 22 - Pre-Cache – Push Studies

The typical sequence of interactions between the Pre-Cache AE and a DICOM data source as shown above is described as follows:

1. The DICOM data source opens an association with the Pre-Cache AE.
2. The DICOM data source issues C-STORE requests for the requested instances.
3. The Pre-Cache AE receives the instances and issues C-STORE responses.
4. The DICOM data source closes the association.
5. The Pre-Cache AE proceeds to finish caching the received study.

4.2.3.3.1.2. Proposed Presentation Contexts

The Pre-Cache AE will propose Presentation Contexts as shown in the following table.

Presentation Context Table					
Abstract Syntax		Transfer Syntax		Role	Ext. Negot.
Name	UID	Name List	UID List		
Verification	1.2.840.10008.1.1	Implicit Little Endian	1.2.840.10008.1.2	SCU	None
		Explicit Little Endian	1.2.840.10008.1.2.1		
Patient Root Query/Retrieve Information Model – FIND	1.2.840.10008.5.1.4.1.2.1.1	Implicit Little Endian	1.2.840.10008.1.2	SCU	None
		Explicit Little Endian	1.2.840.10008.1.2.1		
Patient Root Query/Retrieve Information Model – MOVE	1.2.840.10008.5.1.4.1.2.1.1	Implicit Little Endian	1.2.840.10008.1.2	SCU	None
		Explicit Little Endian	1.2.840.10008.1.2.1		
Study Root Query/Retrieve Information Model – FIND	1.2.840.10008.5.1.4.1.2.2.1	Implicit Little Endian	1.2.840.10008.1.2	SCU	None
		Explicit Little Endian	1.2.840.10008.1.2.1		
Study Root Query/Retrieve Information Model – MOVE	1.2.840.10008.5.1.4.1.2.2.2	Implicit Little Endian	1.2.840.10008.1.2	SCU	None
		Explicit Little Endian	1.2.840.10008.1.2.1		

4.2.3.3.1.3. SOP Specific Conformance for C-FIND SOP Class

The behavior of Pre-Cache AE when encountering status codes in a C-FIND response is summarized in the table below. If the remote AE returns a status other than “Success” or “Pending”, the query to that DICOM data source is considered to have failed; the results will not be included in the response, and if other data sources succeed, the user will be informed that the results are incomplete.

C-FIND Response Status Handling Behavior

Service Status	Further Meaning	Error Code	Behavior
Success	Matching is complete	0000	The SCP has completed the matches. The results will be displayed to the user.
Refused	Out of Resources	A700	The Association is aborted by closing TCP/IP connection and the operation is marked as failed. Error information is logged.
Failed	Identifier does not match SOP Class	A900	The Association is aborted by closing TCP/IP connection and the operation is marked as failed. Error information is logged.
Failed	Unable to Process	C000 – CFFF	The Association is aborted by closing TCP/IP connection and the operation is marked as failed. Error information is logged.
Cancel	Matching terminated due to Cancel request	FE00	The Association is aborted by closing TCP/IP connection and the operation is marked as failed. Error information is logged.
Pending	Matches are continuing	FF00	The SCP has provided a valid response item. The item contained in the Identifier is collected for later processing.
Pending	Matches are continuing – Warning that one or more Optional Keys were not supported	FF01	The SCP has provided a valid response item. The item contained in the Identifier is collected for later processing.
*	*	Any other status code.	The Association is aborted by closing TCP/IP connection and the operation is marked as failed. Error information is logged.

The behavior of Pre-Cache AE during communication failure is summarized in the table below:

C-FIND Communication Failure Behavior

Exception	Behavior
Timeout	The Association is aborted by closing TCP/IP connection and the operation is marked as failed. Error information is logged.
Association aborted by the SCP or network layers	The operation is marked as failed. The reason is logged.

The Pre-Cache AE conforms to the hierarchical query specifications of the Study Root Query/Retrieve Information Model – FIND SOP Class..

The tables below provide a description of the Pre-Cache AE C-FIND Request Identifier and specify the attributes that are used. Unexpected attributes returned in a C-FIND response are ignored.

Requested return attributes not supported by the SCP are set to have no value. Non-matching responses returned by the SCP due to unsupported optional matching keys are removed by the Pre-Cache AE. Duplicate entries will be removed based on the unique identifier at each level of the data model, where the record that is first found during processing is used (i.e. the records are not “merged”).

Hierarchical Query

C-FIND Request Identifier – Hierarchical Query – Study Level

Level				
Attribute Name	Tag	VR	M	R
Patient/Study				
Patient Name	(0010,0010)	PN		X
Patient ID	(0010,0020)	LO		X
Study Instance UID	(0020,000D)	UI		X
Study Date	(0008,0020)	DA	X	X
Study Time	(0008,0020)	TM	X	X
Study ID	(0020,0010)	SH		X
Accession Number	(0008,0050)	SH		X

The above tables should be read as follows:

Module Name:	The name of the associated module for supported C-FIND attributes.
Attribute Name:	Attributes supported to build a C-FIND Request Identifier
Tag:	DICOM tag for this attribute
VR:	DICOM VR for this attribute
M:	Matching keys for C-FIND query. An “X” indicates that Pre-Cache AE may supply an attribute value based on user input. An “O” indicates that it’s optional behavior and may be turned off.
R:	Return keys. An “X” indicates that Pre-Cache AE will supply this attribute as Return Key with zero length for Universal Matching, if matching key is not provided. An “O” indicates that it’s optional behavior and may be turned off.

4.2.3.3.1.4. SOP Specific Conformance for C-MOVE SOP Class

The behavior of Pre-Cache AE when encountering status codes in a C-MOVE response is summarized in the table below. If the remote AE returns a status other than “Success” or “Pending”, the query to the DICOM data source is considered to have failed; the results will not be included in the response, the operation will fail, and the user will be informed about the failure.

C-MOVE Response Status Handling Behavior

Service Status	Further Meaning	Error Code	Behavior
Success	Sub-operations Complete – No Failures	0000	The SCP has completed the move. The results will be displayed to the user.
Refused	Out of Resources – Unable to calculate number of matches	A701	The Association is aborted by closing TCP/IP connection and the operation is marked as failed. Error information is logged.
Refused	Out of Resources –Unable to perform sub-operations	A702	The Association is aborted by closing TCP/IP connection and the operation is marked as failed. Error information is logged.
Refused	Move Destination unknown	A801	The Association is aborted by closing TCP/IP connection and the operation is marked as failed. Error information is logged.
Failed	Identifier does not match SOP Class	A900	The Association is aborted by closing TCP/IP connection and the operation is marked as failed. Error information is logged.
Warning	Sub-operations Complete – One or more Failures	B000	The SCP has completed the move. The results will be displayed to the user.
Failed	Unable to Process	C000 – CFFF	The Association is aborted by closing TCP/IP connection and the operation is marked as failed. Error information is logged.
Cancel	Matching terminated due to Cancel request	FE00	The Association is aborted by closing TCP/IP connection and the operation is marked as failed. Error information is logged.
Pending	Sub-operations are continuing	FF00	The SCP has provided a valid response item. The item contained in the Identifier is collected for later processing.
*	*	Any other status code.	The Association is aborted by closing TCP/IP connection and the operation is marked as failed. Error information is logged.

The behavior of Pre-Cache AE during communication failure is summarized in the table below:

C-MOVE Communication Failure Behavior

Exception	Behavior
Timeout	The Association is aborted by closing TCP/IP connection and the operation is marked as failed. Error information is logged.
Association aborted by the SCP or network layers	The operation is marked as failed. The reason is logged.

The Pre-Cache AE conforms to the hierarchical query specifications of the Study Root Query/Retrieve Information Model – MOVE SOP Class.

The tables below provide a description of the Pre-Cache AE C-MOVE Request Identifier and specify the attributes that are used. Unexpected attributes returned in a C-MOVE response are ignored.

Requested return attributes not supported by the SCP are set to have no value. Duplicate entries will be removed based on the unique identifier at each level of the data model, where the record that is first found during processing is used (i.e. the records are not “merged”).

C-MOVE Request Identifier – Study Level

Level				
Attribute Name	Tag	VR	M	R
Patient/Study				
Patient ID	(0010,0020)	LO	X	X
Study Instance UID	(0020,000D)	UI	X	X

The above tables should be read as follows:

Level:	The name of the associated level for supported C-FIND attributes.
Attribute Name:	Attributes supported to build a C-FIND Request Identifier
Tag:	DICOM tag for this attribute
VR:	DICOM VR for this attribute
M:	Matching keys for C-FIND query. An “X” indicates that Pre-Cache AE may supply an attribute value based on user input. An “O” indicates that it’s optional behavior and may be turned off.
R:	Return keys. An “X” indicates that Pre-Cache AE will supply this attribute as Return Key with zero length for Universal Matching, if matching key is not provided. An “O” indicates that it’s optional behavior and may be turned off.

4.2.3.4. Association Acceptance Policy

4.2.3.4.1. Activity – Pre-Cache Study Instances

4.2.3.4.1.1. Description and sequencing of Activities

The Pre-Cache AE listens for instances to be stored as a result of pulling request issued by itself, or pushing request initiated by DICOM data source directly. Whenever it requests a study to be cached, or DICOM data source sends a study directly, the instances are stored to the Pre-Cache AE.

The Pre-Cache AE SCP does not support Extended Negotiation and does not perform any validation or coercion of attributes.

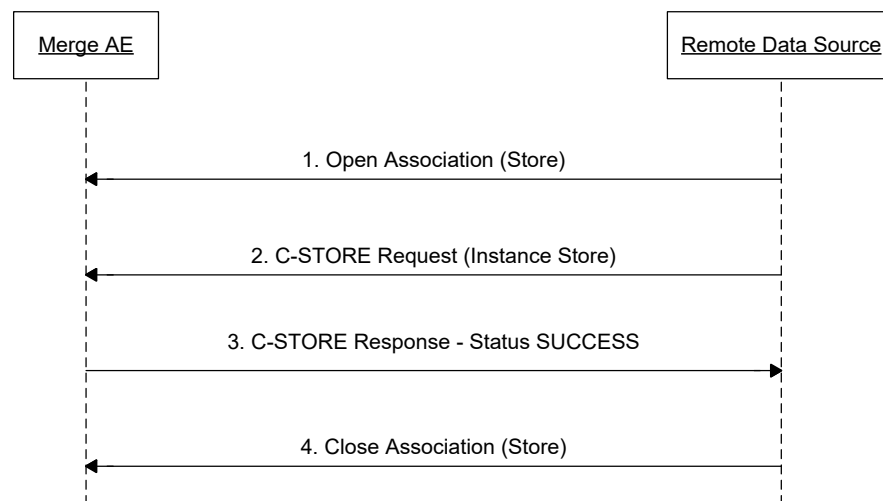


Figure 19 - Sequencing of Activity – Receive Storage Request

The typical sequence between a DICOM data source and the Pre-Cache AE is as follows:

1. The DICOM data source opens a new association with the Pre-Cache AE.
2. The DICOM data source sends a C-STORE request.
3. The Pre-Cache AE stores the instance and sends a C-STORE response.
4. The DICOM data source closes the association with the Pre-Cache AE.

The Pre-Cache AE SCP rejects association requests if Called AE title is not one of the local AE titles configured in the system.

4.2.3.4.1.2. Accepted Presentation Contexts

The Pre-Cache AE accepts the same presentation contexts as Viewer AE. Please see section 4.2.1.4.1.2.

4.2.3.4.1.3. SOP Specific Conformance for SOP Class(es)

The Pre-Cache AE reports the same status codes as Viewer AE. Please see section 4.2.1.4.1.3.

4.2.3.4.2. Activity – Receive Study Instances**4.2.3.4.2.1. Description and sequencing of Activities**

The Pre-Cache service can also be used to receive study instances without querying/fetching. Any external PACS can directly issue C-STORE commands and stored study instances to it.

Sequencing of activities is the same as Pre-Cache Study Instances activity. Please see section 4.2.3.4.1.1.

4.2.3.4.2.2. Accepted Presentation Contexts

The Pre-Cache AE accepts the same presentation contexts as in Pre-Cache Study Instances activity. Please see section 4.2.3.4.1.2.

4.2.3.4.2.3. SOP Specific Conformance for SOP Class(es)

The Pre-Cache AE reports the same status codes as in Pre-Cache Study Instances activity. Please see section 4.2.3.4.1.3.

4.3. Network Interfaces

4.3.1. Physical Network Interface

The application supports any network interface configured in the Windows OS.

4.3.2. Additional Protocols

The application conforms to the System Management Profiles listed in the Table below by utilizing corresponding functionality in Windows OS. All requested transactions for the listed profiles and actors are supported. Support for optional transactions are listed in the following table:

Profile Name	Actor	Protocols Used	Optional Transactions	Security Support
Network Address Management	DHCP Client	DHCP	N/A	N/A
	DNS Client	DNS	N/A	N/A
Time Synchronization	NTP Client	NTP	Find NTP Server	N/A
	DHCP Client	DHCP	N/A	N/A

The application also supports WADO as a Web Client System. Please refer to WADO section below for restrictions.

4.3.2.1. DHCP

DHCP can be used to obtain TCP/IP network configuration information. The network parameters obtainable via DHCP are shown in the Table below. The Default Value column of the table shows the default used if the DHCP server does not provide a value. Support for DHCP is configured in the Windows OS. If DHCP is not in use, TCP/IP network configuration information must be manually configured instead.

DHCP Parameter	Default Value
IP Address	None
Host Name	Machine name
List of NTP servers	Empty list
List of DNS servers	Empty list
Routers	Empty list
Static Routes	None
Domain name	None
Subnet Mask	Derived from IP Address (see service manual)
Broadcast address	Derived from IP Address (see service manual)
Default Router	None
Time Offset	From Time Zone configured
MTU	Network Hardware Dependent
Auto-IP permission	No permission

If the DHCP server refuses to renew a lease on the assigned IP address active DICOM associations and communications may be aborted as a result.

4.3.2.2. DNS

DNS can be used for address resolution. If DHCP is not in use or the DHCP server does not return any DNS server addresses, the identity of a DNS server can be configured in the Windows OS. If a DNS server is not in use, local mapping between hostname and IP address can be manually configured in the Windows OS.

4.3.2.3. NTP

The Windows NTP client implements the optional Find NTP Server Transaction. The NTP client will issue an NTP broadcast to identify any local NTP servers. If no local servers can be found via NTP broadcast, the NTP Servers identified by DHCP will be used as time references. Additionally, one or more NTP Servers can be configured in the Windows OS. If no NTP Servers are identified then the local clock will be used as a time reference.

4.3.2.4. WADO

4.3.2.4.1. WADO URI

WADO can be used in the application for instance retrieval acting as Web Client System.

These parameters are provided in the HTTP request.

HTTP GET Parameter	Value
Accept	*/*

These parameters are provided in the object request.

WADO Parameter	Value
requestType	WADO
studyUID	(requested object's Study Instance UID)
seriesUID	(requested object's Series Instance UID)
objectUID	(requested object's SoP Instance UID)
contentType	application/dicom

Additional parameters that are specific to any WADO implementation can also be provided as part of base URL of the WADO enabled DICOM Server HTTP end point.

For DICOM image persistent object, the application doesn't provide "transferSyntax" parameter to avoid forcing WADO enabled DICOM Server to perform transcoding. However, not all transfer syntaxes are supported by the application (please refer to 4.2.1.4.1.2 Accepted Presentation Contexts for the list of accepted transfer syntax for each SOP class). If this is a problem, the workaround is to configure transferSyntax as part of base URL of the WADO enabled DICOM Server HTTP end point.

4.3.3. IPv4 and IPv6 Support

This product supports both IPv4 and IPv6 connections.

4.4. Configuration

4.4.1. AE Title/Presentation Address Mapping

4.4.1.1. Local AE Titles

The Viewer AE's and Transfer AE's local AE titles can be configured using the application's Service Tool. The AE titles default based on the name of the machine, converted to all upper-case characters as described in the following table. The local TCP/IP ports default to 4444, 4445, and 4446.

Application Entity	Default AE Title	Default TCP/IP Port
Viewer AE	Machine hostname, truncated to 16 characters and capitalized	4444
Transfer AE	Machine hostname prefixed with TRF_, truncated to 16 characters and capitalized	4445
Pre-Cache AE	Machine hostname prefixed with PF_, truncated to 16 characters and capitalized	4446

4.4.1.2. Remote AE Title/Presentation Address Mapping

The DICOM configuration used by the Viewer AE to communicate with remote DICOM data sources can be configured using the application's Service Tool. The AE title, host name or IP address, and port numbers can be configured for each remote data source.

4.4.1.2.1. Viewer AE and Transfer AE

For each remote DICOM data source, the service engineer can create and configure a "Data Source" of type "Dicom". Each remote DICOM data source is expected to provide C-FIND and C-MOVE SCP services and C-STORE SCU services at a minimum. In XDS-I-only configurations, it is possible to operate without C-FIND SCP support, however the features are greatly limited to XDS-I only operations.

The Viewer AE and Transfer AE will only accept associations where the Called AE matches one of the local AEs which are configured for the Viewer AE.

The service tool also allows the configuration of a separate AE title, host name or IP address, and port to which presentation states can be stored (in case the C-STORE SCP is a different AE).

4.4.1.2.2. Pre-Cache AE

The Pre-Cache AE accepts associations from any DICOM AE for pushing data in. For pulling data from, the service tool allows configuration of remote DICOM data sources used by Viewer AE to support pre-caching.

4.4.2. Parameters

A number of parameters related to DICOM communication can be configured using the service tool. Only the parameters directly related to the DICOM communication protocol are captured here, however there are other parameters which can affect the behavior of the application.

The following table shows those configuration parameters relevant to DICOM communication:

Parameter	Configurable (Yes/No)	Default Value
Query Type (Available options: 1) Non-Negotiated Relational – As described in previous sections, queries may be made that do not include unique keys above the query level and request attributes above the query level. This is can improve performance, but may not be supported by the remote DICOM data source. 2) Hierarchical – The default C-FIND query method.	Yes	Non-Negotiated Relational
Support List of UID Matching (Available options: 1) On – List of UID matching is supported by the remote DICOM data source as per DICOM PS3.4 C.2.2.2.2. 2) Off – List of UID matching is not supported.) NOTE: This only applies when the Query Type is configured to be Hierarchical. If the Query Type is configured to be Non-Negotiated Relational, list of UID matching will always be performed.	Yes	On
Support C-FIND (Available options: 1) On – The remote DICOM data source supports C-FIND as an SCP. 2) Off – The remote DICOM data source does not support C-FIND as an SCP. The Viewer AE will only make C-MOVE requests to transfer images. This can only be used in XDS-I-only configurations where the DICOM data source is a DICOM repository for an XDS-I repository.)	Yes	On
Support ModalitiesInStudy (Available options: 1) On – Modalities In Study (0008,0061) is supported by the remote DICOM data source in C-FIND responses. This makes the “Modalities” column available in the study list efficiently. 2) Off – Modalities In Study is not supported. If the “Modalities” column is required in the study list, the “Perform Series Level Query for Modality” is required to be “On”.)	Yes	On
Perform Series Level Query for Modality (Available options: 1) On – The Viewer AE will make SERIES level C-FIND requests to populate the “Modalities” column in the study list. This can cause slow performance, so it should be used with care. 2) Off – The Viewer AE will not make SERIES level C-FIND requests to populate the “Modalities” column. If the “Support ModalitiesInStudy” option and this option are “Off”, the “Modalities” column in the study list will have values of “Unknown”.)	Yes	Off
Instance Query (Available options: 1) On – The remote DICOM data source supports instance-level C-FIND and C-MOVE as an SCP. 2) Off – The remote DICOM data source does not support C-FIND and C-MOVE as an SCP therefore only series-level C-FIND and C-MOVE operations will be issued.)	Yes	On

Parameter	Configurable (Yes/No)	Default Value
Allow Reusing of DICOM Associations Without Issuing A-RELEASE Command (Available options: 1) On – The Viewer AE will avoid closing associations after each operation. This can improve performance of subsequent operations to the same remote DICOM data source. 2) Off – The Viewer AE will close associations after each operation.)	Yes	Off
Maximum Number of DICOM Associations That Can Be Cached (The number of idle DICOM associations that the Viewer AE will keep open.)	Yes	5
Maximum Number of DICOM Associations That Can Be Open Concurrently (The number of active DICOM associations that the Viewer AE will allow before queuing requests.)	Yes	50

Chapter 5. Media Interchange

The application does not support Media Storage.

Chapter 6. Transformation of DICOM to CDA

The application does not support transformation of DICOM to CDA.

Chapter 7. Support of Extended Character Sets

The application supports the following character sets for series loading.

1. DICOM default character set (ISO_IR 6)
2. All character sets listed by DICOM as per DICOM standard version (referenced in section 1.6)

The application supports the following character sets for series saving.

1. DICOM default character set (ISO_IR 6)
2. Unicode character set (ISO_IR 192)

As a C-FIND SCU the application sends messages using ISO_IR 6 or ISO_IR 192 and supports all character sets listed by DICOM standard version (referenced in section 1.6) while interpreting messages from the SCP.

Characters are represented as Unicode values and depend on the correct fonts installed on the client to display characters. Rendered text is dependent on the server in the same way. Font usage is controlled by the client and server environments respectively and not through the application.

Chapter 8. Security

The application provides support for the following secure transport connection profiles:

- The BCP 195 RFC 8996TLS Secure Transport Connection Profile, and
- The Modified BCP 195 RFC 8996TLS Secure Transport Connection Profile.¹

The support details are covered in section 5.1 – Association Level Security.

It is also the user's responsibility to use the system within a secured environment and to maintain a secured environment that includes at a minimum:

- Firewall or router protections to ensure that only approved external hosts have network access to the system
- Firewall or router protections to ensure that the system only has network access to approved external hosts and services
- Any communication with external hosts and services outside the locally secured environment use appropriate secure network channels (e.g. such as a Virtual Private Network (VPN))

8.1. Security Profiles

8.1.1. Secure Use Profiles

None of Secure Use Profiles are supported.

8.1.2. Secure Transport Connection Profiles

Basic TLS and AES TLS Secure Transport Connection Profiles are supported.

The service engineer can configure DICOM TLS support using the service tool. If DICOM TLS is enabled in the service tool, they can configure one or more supported ciphers, including RSA, TLSv1, TLSv1.1, TLSv1.2, SSLv2, SSLv3, AES, 3DES, DES, MD5, and SHA. From within the service tool, the certificates can be configured.

Other Secure Transport Connection Profiles are not supported.

¹ Requires configuring cipher suites in Windows to limit to only those supported by this profile.

8.1.3. Digital Signature Profiles

None of Digital Signature Profiles are supported.

8.1.4. Media Storage Security Profiles

None of Media Storage Security Profiles are supported.

8.2. Association Level Security

The C-STORE SCP of all three AEs accepts associations only when the association request contains a configured Called AE.

The C-STORE SCP of Viewer AE and Transfer AE accepts associations from all remote AEs but only data from AEs where data were requested are handles. Data that are unsolicited (i.e. not as a result of a Viewer/Transfer AE C-MOVE operation) will be ignored and is not allowed.

8.3. Application Level Security

None supported.

Chapter 9. Annexes

9.1. IOD Contents

The application creates a few different types of SOP instances which are detailed below.

9.1.1. Created SOP Instances

The application can create following SOP instances:

SN	SOP Class	SOP Class UID
1	Greyscale Softcopy Presentation State	1.2.840.10008.5.1.4.1.1.11.1
2	Key Object Selection Document	1.2.840.10008.5.1.4.1.1.88.59
3	Enhanced SR Storage	1.2.840.10008.5.1.4.1.1.88.22
3	Comprehensive 3D SR Storage	1.2.840.10008.5.1.4.1.1.88.34

The following tables use a number of abbreviations. The abbreviations used in the “Presence of Value” column are:

ALWAYS	the module, functional group macro, Attributes or Value is always present.
CONDITIONAL	the presence of the module, functional group macro, Attributes or Value is dependent on a condition. The condition must be listed in the “Conditions” column.
SRC_COPY	the presence of the Attributes and Values depends on the availability of these in the source instances, which are used for copying this information.
EMPTY	the Attribute is present but without a Value (zero length).

The abbreviations used in the “Source” column:

USER	the attribute value source is from User input
GENERATED	the attribute value is generated automatically
SRC_INSTANCE	the attribute value is copied from the loaded study
DICOM	the attribute value is defined by DICOM
CONFIGURATION	the attribute value source is a configurable parameter
EMPTY	the attribute is sent with a zero-length Value

9.1.1.1. Common Modules

Attribute Name	Tag	VR	Value	Presence of Attribute	Presence of Value	Source
Patient Module						
Patient's Name	0010,0010	PN	Copied from loaded study (if it exists).	ALWAYS	SRC_COPY	SRC_INSTANCE
Patient ID	0010,0020	LO	Copied from loaded study (if it exists).	ALWAYS	SRC_COPY	SRC_INSTANCE
Issuer of Patient ID	0010,0021	LO	Copied from loaded study (if it exists).	SRC_COPY	SRC_COPY	SRC_INSTANCE
Patient's Birth Date	0010,0030	DA	Copied from loaded study (if it exists).	ALWAYS	SRC_COPY	SRC_INSTANCE
Patient's Sex	0010,0040	CS	Copied from loaded study (if it exists).	ALWAYS	SRC_COPY	SRC_INSTANCE
Patient Identity Removed	0012,0062	CS	Copied from loaded study (if it exists).	SRC_COPY	SRC_COPY	SRC_INSTANCE
De-Identification Method	0012,0063	LO	Copied from loaded study (if it exists).	SRC_COPY	SRC_COPY	SRC_INSTANCE
De-Identification Method Code Sequence	0012,0064	SQ	Copied from loaded study (if it exists).	SRC_COPY	SRC_COPY	SRC_INSTANCE
General Study Module						
Study Date	0008,0020	DA	Copied from loaded study (if it exists).	ALWAYS	SRC_COPY	SRC_INSTANCE
Study Time	0008,0030	TM	Copied from loaded study (if it exists).	ALWAYS	SRC_COPY	SRC_INSTANCE
Accession Number	0008,0050	SH	Copied from loaded study (if it exists).	ALWAYS	SRC_COPY	SRC_INSTANCE
Referring Physician's Name	0008,0090	PN	Copied from loaded study (if it exists).	ALWAYS	SRC_COPY	SRC_INSTANCE

Study Description	0008,1030	LO	Copied from loaded study (if it exists).	ALWAYS	SRC_COPY	SRC_INSTANCE
Study Instance UID	0020,000D	UI	Copied from loaded study	ALWAYS	ALWAYS	SRC_INSTANCE
Study ID	0020,0010	SH	Copied from loaded study (if it exists).	ALWAYS	SRC_COPY	SRC_INSTANCE
General Equipment Module						
Manufacturer	0008,0070	LO	Merge HealthCare Inc.	ALWAYS	ALWAYS	GENERATED
Software Version(s)	0018,1020	LO	<major.minor.patch>	ALWAYS	ALWAYS	GENERATED
SOP Common Module						
SOP Instance UID	0008,0018	UI	Dynamic	ALWAYS	ALWAYS	GENERATED

9.1.1.2. Greyscale Softcopy Presentation State SOP Instance Attributes

Attribute Name	Tag	VR	Value	Presence of Attribute	Presence of Value	Source
General Study Module						
Referring Physician Identification Sequence	0008,0096	SQ	Copied from loaded study (if it exists).	SRC_COPY	SRC_COPY	SRC_INSTANCE
Procedure Code Sequence	0008,1032	SQ	Copied from loaded study (if it exists).	SRC_COPY	SRC_COPY	SRC_INSTANCE
Name of Physician(s) Reading Study	0008,1060	PN	Copied from loaded study (if it exists).	SRC_COPY	SRC_COPY	SRC_INSTANCE
Physician(s) Reading Study Identification Sequence	0008,1062	SQ	Copied from loaded study (if it exists).	SRC_COPY	SRC_COPY	SRC_INSTANCE
Referenced Study Sequence	0008,1110	SQ	Copied from loaded study (if it exists).	SRC_COPY	SRC_COPY	SRC_INSTANCE

Attribute Name	Tag	VR	Value	Presence of Attribute	Presence of Value	Source
Requesting Service	0032,1033	LO	Copied from loaded study (if it exists).	SRC_COPY	SRC_COPY	SRC_INSTANCE
General Series/Presentation Series Module						
Series Date	0008,0021	DA	Generated by application.	ALWAYS	ALWAYS	GENERATED
Series Time	0008,0031	TM	Generated by application.	ALWAYS	ALWAYS	GENERATED
Modality	0008,0060		PR	ALWAYS	ALWAYS	GENERATED
Series Instance UID	0020,000E	UI	Generated by application.	ALWAYS	ALWAYS	GENERATED
Series Number	0020,0011	IS	Generated by application.	ALWAYS	ALWAYS	GENERATED
General Equipment Module						
Institution Name	0008,0080	LO	Copied from loaded series (if it exists).	ALWAYS	SRC_COPY	SRC_INSTANCE
Presentation State Identification Module						
Instance Number	0020,0013	IS	Generated by application.	ALWAYS	ALWAYS	GENERATED
Content Label	0070,0080	CS	GSPS	ALWAYS	ALWAYS	GENERATED
Content Description	0070,0081	LO	WebAccess GSPS	ALWAYS	ALWAYS	GENERATED
Presentation Creation Date	0070,0082	DA	Generated by application.	ALWAYS	ALWAYS	GENERATED
Presentation Creation Time	0070,0083	TM	Generated by application.	ALWAYS	ALWAYS	GENERATED
Content Creator's Name	0070,0084	PN	Name of logged in user creating the GSPS.	ALWAYS	ALWAYS	GENERATED
Presentation State Relationship Module						
Referenced Series Sequence	0008,1115	SQ	One sequence item.	ALWAYS	ALWAYS	GENERATED
> Referenced Image Sequence	0008,1140	SQ	One or more sequence items.	ALWAYS	ALWAYS	GENERATED

Attribute Name	Tag	VR	Value	Presence of Attribute	Presence of Value	Source
>> Referenced SOP Class UID	0008,1150	UI	Copied from the referenced image.	ALWAYS	ALWAYS	SRC_INSTANCE
>> Referenced SOP Instance UID	0008,1155	UI	Copied from the referenced image.	ALWAYS	ALWAYS	SRC_INSTANCE
> Series Instance UID	0020,000E	UI	Copied from the referenced series.	ALWAYS	ALWAYS	SRC_INSTANCE
Displayed Area Module						
Displayed Area Selection Sequence	0070,005A	SQ	One or more sequence items depending on the referenced images.	ALWAYS	ALWAYS	GENERATED
> Referenced Image Sequence	0008,1140	SQ	One or more sequence items only if scope of displayed area is not all images in series.	SRC_COPY	SRC_COPY	GENERATED
>> Referenced SOP Class UID	0008,1150	UI	Copied from the referenced image.	ALWAYS	ALWAYS	SRC_INSTANCE
>> Referenced SOP Instance UID	0008,1155	UI	Copied from the referenced image.	ALWAYS	ALWAYS	SRC_INSTANCE
>Displayed Area Top Left Hand Corner	0070,0052	SL	Generated by application.	ALWAYS	ALWAYS	GENERATED
>Displayed Area Bottom Right Hand Corner	0070,0053	SL	Generated by application.	ALWAYS	ALWAYS	GENERATED
>Presentation Size Mode	0070,0100	CS	Generated by application.	ALWAYS	ALWAYS	GENERATED
>Presentation Pixel Spacing	0070,0101	DS	Generated by application.	ALWAYS	ALWAYS	GENERATED
>Presentation Pixel Magnification Ratio	0070,0103	FL	Generated by application.	ALWAYS	ALWAYS	GENERATED
Graphic Annotation Module						

Attribute Name	Tag	VR	Value	Presence of Attribute	Presence of Value	Source
Graphic Annotation Sequence	0070,0001	SQ	One or more sequence items depending on the existence of graphic annotations and the referenced images.	SRC_COPY	SRC_COPY	GENERATED
> Referenced Image Sequence	0008,1140	SQ	One or more sequence items only if scope of graphic annotations is not all images in series.	SRC_COPY	SRC_COPY	GENERATED
>> Referenced SOP Class UID	0008,1150	UI	Copied from the referenced image.	ALWAYS	ALWAYS	SRC_INSTANCE
>> Referenced SOP Instance UID	0008,1155	UI	Copied from the referenced image.	ALWAYS	ALWAYS	SRC_INSTANCE
> Graphic Layer	0070,0002	CS	Generated by application.	ALWAYS	ALWAYS	GENERATED
> Text Object Sequence	0070,0008	SQ	One or more sequence items depending on the existence of text objects.	SRC_COPY	SRC_COPY	GENERATED
>> Unformatted Text Value	0070,0006	ST	User entered text or application generated text (e.g. measurement).	ALWAYS	ALWAYS	USER/GENERATED
>> Anchor Point	0070,0014	FL	User entered position or application generated position (e.g. proximity to measurement).	ALWAYS	ALWAYS	USER/GENERATED
> Graphic Object Sequence	0070,0009	SQ	One or more sequence items depending on the existence of graphic objects.	SRC_COPY	SRC_COPY	GENERATED

Attribute Name	Tag	VR	Value	Presence of Attribute	Presence of Value	Source
>> Graphic Dimensions	0070,0020	US	User drawn graphic.	ALWAYS	ALWAYS	USER
>> Number of Graphic Points	0070,0021	US	User drawn graphic.	ALWAYS	ALWAYS	USER
>> Graphic Data	0070,0022	FL	User drawn graphic.	ALWAYS	ALWAYS	USER
>> Graphic Type	0070,0023	CS	User drawn graphic.	ALWAYS	ALWAYS	USER
Spatial Transformation Module						
Image Horizontal Flip	0070,0041	CS	User controlled.	ALWAYS	ALWAYS	USER
Image Rotation	0070,0042	US	User controlled.	ALWAYS	ALWAYS	USER
Graphic Layer Module						
Graphic Layer Sequence	0070,0060	SQ	One or more sequence items depending on the existence of graphic annotations.	SRC_COPY	SRC_COPY	GENERATED
> Graphic Layer	0070,0002	CS	Generated by application.	ALWAYS	ALWAYS	GENERATED
> Graphic Layer Order	0070,0062	IS	Generated by application.	ALWAYS	ALWAYS	GENERATED
Modality LUT Module						
Rescale Intercept	0028,1052	DS	Generated by application.	ALWAYS	ALWAYS	GENERATED
Rescale Slope	0028,1053	DS	Generated by application.	ALWAYS	ALWAYS	GENERATED
Rescale Type	0028,1054	LO	Generated by application.	ALWAYS	ALWAYS	GENERATED
Softcopy VOI LUT Module						
Softcopy VOI LUT Sequence	0028,3110	SQ	One or more sequence items depending on the window/level values and referenced images.	ALWAYS	ALWAYS	GENERATED

Attribute Name	Tag	VR	Value	Presence of Attribute	Presence of Value	Source
> Referenced Image Sequence	0008,1140	SQ	One or more sequence items only if scope of window/level is not all images in presentation state.	SRC_COPY	SRC_COPY	GENERATED
>> Referenced SOP Class UID	0008,1150	UI	Copied from the referenced image.	ALWAYS	ALWAYS	SRC_INSTANCE
>> Referenced SOP Instance UID	0008,1155	UI	Copied from the referenced image.	ALWAYS	ALWAYS	SRC_INSTANCE
> Window Center	0028,1050	DS	User controlled.	ALWAYS	ALWAYS	USER
> Window Width	0028,1051	DS	User controlled.	ALWAYS	ALWAYS	USER
Softcopy Presentation LUT Module						
Presentation LUT Shape	2050,0020	CS	IDENTITY or INVERSE, user controlled.	ALWAYS	ALWAYS	USER
SOP Common Module						
Specific Character Set	0008,0005	CS	Copied from loaded Presentation State object, or ISO_IR 192 if value does not exist and Unicode support is configured	SRC_COPY	SRC_COPY	SRC_INSTANCE/CONFIGURATION
SOP Class UID	0008,0016	UI	1.2.840.10008.5.1.4.1.1.11.1	ALWAYS	ALWAYS	DICOM

9.1.1.3. Key Object Selection Document Instance Attributes

Attribute Name	Tag	VR	Value	Presence of Attribute	Presence of Value	Source
Key Object Document Series Module						
Series Date	0008,0021	DA	Generated by application.	ALWAYS	ALWAYS	GENERATED
Series Time	0008,0031	TM	Generated by application.	ALWAYS	ALWAYS	GENERATED

Attribute Name	Tag	VR	Value	Presence of Attribute	Presence of Value	Source
Modality	0008,0060	CS	KO	ALWAYS	ALWAYS	GENERATED
Series Description	0008,103E	LO	MUV Bookmarks	ALWAYS	ALWAYS	GENERATED
Referenced Performed Procedure Step Sequence	0008,1111	SQ	Always empty	ALWAYS	EMPTY	GENERATED
Series Instance UID	0020,000E	CS	Generated by application.	ALWAYS	ALWAYS	GENERATED
Series Number	0020,0011	IS	Generated by application.	ALWAYS	ALWAYS	GENERATED
General Equipment Module						
Manufacturer Model Name	0008,1090	LO	Merge Universal Viewer	ALWAYS	ALWAYS	GENERATED
Key Object Document Module						
Content Date	0008,0023	DA	Generated by application.	ALWAYS	ALWAYS	GENERATED
Content Time	0008,0033	TM	Generated by application.	ALWAYS	ALWAYS	GENERATED
Instance Number	0020,0013	IS	Generated by application.	ALWAYS	ALWAYS	GENERATED
Current Requested Procedure Evidence Sequence	0040,A375	SQ	Contains the instance referenced within the Key Object Selection	ALWAYS	ALWAYS	GENERATED
>Referenced Series Sequence	0008,1115	SQ				
>>Referenced SOP Sequence	0008,1199	SQ				
>>>Referenced SOP Class UID	0008,1150	UI	SOP Class of referenced instance	ALWAYS	ALWAYS	GENERATED
>>>Referenced SOP Instance UID	0008,1155	UI	SOP Instance UID of referenced instance	ALWAYS	ALWAYS	GENERATED

Attribute Name	Tag	VR	Value	Presence of Attribute	Presence of Value	Source
>> Series Instance UID	0020,000E	UI	Series Instance UID of the referenced instance	ALWAYS	ALWAYS	GENERATED
>Study Instance UID	0020,000D	UI	Study Instance UID of the referenced series	ALWAYS	ALWAYS	GENERATED
SOP Common Module						
Specific Character Set	0008,0005	CS	Copied from existing instance of study if present, from configuration otherwise	SRC_COPY	SRC_COPY	SRC_INSTANCE / CONFIGURATION
SOP Class UID	0008,0016	UI	1.2.840.10008.5.1.4.1.188.59	ALWAYS	ALWAYS	FIXED
SR Document Content Module						
Value Type	0040, A040	CS	CONTAINER	ALWAYS	ALWAYS	GENERATED
Concept Name Code Sequence	0040, A043	SQ		ALWAYS	ALWAYS	GENERATED
>Code Value	0008,0100	SH	113000	ALWAYS	ALWAYS	GENERATED
>Coding Scheme Designator	0008,0102	SH	DCM	ALWAYS	ALWAYS	GENERATED
>Code Meaning	0008,0104	LO	Of Interest	ALWAYS	ALWAYS	GENERATED
Relationship Type	0040, A010	CS		EMPTY	EMPTY	GENERATED
Continuity of Content	0040, A050	CS	SEPARATE	ALWAYS	ALWAYS	GENERATED
Content Sequence	0040, A730	SQ	Sequence containing the Report Content. See Table TID 2010 below.	ALWAYS	ALWAYS	GENERATED

Table TID 2010 Key Object Selection

This section describes how the SR Document Content Module of the Key Object Selection IOD is constrained.

NL	Rel with Parent	VT	VM	Concept Name	Value
		CONTAINER	1	(113000, DCM "Of Interest")	
>	HAS OBS CONTEXT	PNAME	1	(121008, DCM, "Person Observer Name")	Observer name The full name of user who identified this image as a key image, or full name of the MUV user who last updated the description of this bookmark.
>	HAS OBS CONTEXT	TEXT	1	(128774, DCM, "Person Observer's Login Name")	Login id of the user who identified the key image
>	CONTAINS	TEXT	0-1	(113012, DCM, "Key Object Description")	Text entered by user This Content Item is omitted if there is no description.
>	CONTAINS	IMAGE	1		The image or frame reference for a single image. Shall include Observation Date Time (0040,A032) which represents the date/time that the KO was created.

9.1.1.4. Standard Enhanced SR SOP Instance Attributes

Attribute Name	Tag	VR	Value	Presence of Attribute	Presence of Value	Source
SR Document Series Module						
Series Date	0008,0021	DA	Generated by application.	ALWAYS	ALWAYS	GENERATED
Series Time	0008,0031	TM	Generated by application.	ALWAYS	ALWAYS	GENERATED
Modality	0008,0060	CS	SR	ALWAYS	ALWAYS	FIXED
Series Description	0008,103E	LO	Echocardiography Findings edited by Merge Universal Viewer user	ALWAYS	ALWAYS	GENERATED

Attribute Name	Tag	VR	Value	Presence of Attribute	Presence of Value	Source
Referenced Performed Procedure Step Sequence	0008,1111	SQ	Empty	ALWAYS	ALWAYS	GENERATED
Series Instance UID	0020,000E	UI	Generated by application	ALWAYS	ALWAYS	GENERATED
Series Number	0020,0011	IS	Generated by application	ALWAYS	ALWAYS	GENERATED
General Equipment Module						
Manufacturer	0008,0070	LO	Merge Healthcare Inc.	ALWAYS	ALWAYS	GENERATED
Manufacturer's Model Name	0008,1090	LO	Merge Universal Viewer	ALWAYS	ALWAYS	GENERATED
Device Serial Number	0018,1000	LO		ALWAYS	EMPTY	GENERATED
Software Versions	0018,1020	LO	generated by application / current MUV version	ALWAYS	ALWAYS	GENERATED
UDI Sequence	0018,100A	SQ	One or more sequence items	SRC_COPY	SRC_COPY	GENERATED
> Unique Device Identifier	0018,1009	UT	Generated by application / current MUV UDI	SRC_COPY	SRC_COPY	GENERATED
SR Document General Module						
Content Date	0008,0023	IS	Generated by application / creation date	ALWAYS	ALWAYS	GENERATED
Content Time	0008,0033	CS	Generated by application / creation time	ALWAYS	ALWAYS	GENERATED
Instance Number	0020,0013	IS	Generated by application	ALWAYS	ALWAYS	GENERATED
Performed Procedure Code Sequence	0040, A372	SQ		ALWAYS	EMPTY	GENERATED
Completion Flag	0040, A491	CS	Value = PARTIAL	ALWAYS	ALWAYS	GENERATED
Verification Flag	0040, A492	CS	Value = UNVERIFIED	ALWAYS	ALWAYS	GENERATED

Attribute Name	Tag	VR	Value	Presence of Attribute	Presence of Value	Source
SR Document Content Module						
Content Template Sequence	0040, A504	SQ	One item is present	ALWAYS	ALWAYS	FIXED
>Mapping Resource	0008,0105	CS	Value = DCMR	ALWAYS	ALWAYS	FIXED
> Template Identifier	0040, DB00	CS	Value = 5200	ALWAYS	ALWAYS	GENERATED

The following tables are part of SR Document Content Module.

Following terms are used in the Source column of those tables:

- **FIXED:** The Value is pre-defined and cannot be modified.
- **GENERATED:** The Value is generated by the system.
- **CONFIGURATION:** The Value is copied from the system configuration.
- **USER:** The Value is entered by the user.
- **EMPTY:** The Attribute is sent with a zero-length Value.
- **SRC_INSTANCE:** The Value is copied from previously created/received SOP Instances.

Following terms are used in the ‘Presence of Content Item’ column:

- **ALWAYS:** the module, functional group macro, Attributes or Value is always present.
- **CONDITIONAL:** the presence of the module, functional group macro, Attributes or Value is dependent on a condition. The condition must be listed in the “Comments” column.
- **SRC_COPY:** The presence of the Attributes and Values depends on the availability of these in the source instances, which are used for copying this information.
- **EMPTY:** The Attribute is present but without a Value (zero length).

Table TID 5200 Echocardiography Procedure Report

NL	Rel with Parent	VT	Concept Name	Source	Presence of Content Item	Values	TID
		CONTAINER	(125200, DCM, "Adult Echocardiography Procedure Report")	FIXED	ALWAYS	One root element	5200
>	HAS CONCEPT MOD	CODE	(121049, DCM, "Language of Content Item and Descendants")	SRC_INSTANCE / GENERATED	ALWAYS	(eng, RFC5646, English)	1204
>	HAS OBS CONTEXT	PNAME	(121008, DCM, "Person Observer Name")	GENERATED	ALWAYS	Name of user performing measurements	1001
>	HAS OBS CONTEXT	TEXT	(128774, DCM, "Person Observer's Login Name")	GENERATED	ALWAYS	MUV Login of user performing measurements	1001
>	CONTAINS	INCLUDE	(111028, DCM, "Image Library")	SRC_INSTANCE	ALWAYS	A reference to all images that were used in the creation of this DICOM SR.	5200
>>	CONTAINS	IMAGE	No purpose of reference	SRC_INSTANCE	SRC_COPY	One or more Image items	5200
>>>	HAS ACQ CONTEXT	NUM	(111066, DCM, "Vertical Pixel Spacing")	SRC_INSTANCE	SRC_COPY	Vertical Pixel Spacing in mm	
>>>	HAS ACQ CONTEXT	NUM	(111026, DCM, "Horizontal Pixel Spacing")	SRC_INSTANCE	SRC_COPY	Horizontal Pixel Spacing in mm	
>	CONTAINS	CONTAINER	(121070, DCM, "Findings")	GENERATED	ALWAYS		5202
>>	HAS CONCEPT MODE	CODE	(G-C0E3, SRT, "Finding site")	GENERATED	ALWAYS	(T-32600, SRT, "Left Ventricle")	5202
>>	CONTAINS	CONTAINER	(125007, DCM, "Measurement Group")	GENERATED	ALWAYS	One Measurement Group	5202

NL	Rel with Parent	VT	Concept Name	Source	Presence of Content Item	Values	TID
>>>	CONTAINS	INCLUDE	DTID 5203 "Echo Measurement"	GENERATED	ALWAYS	Measurements performed in this study	5203

Table TID 5203. Echo Measurement

NL	Rel with Parent	VT	Concept Name	Source	Presence of Content Item	Value	TID
		NUM	One of: (18026-5, LN, "Left Ventricular End Diastolic Volume") (18148-7, LN, "Left Ventricular End Systolic Volume") (18043-0, LN, "Left Ventricular Ejection Fraction by US")	GENERATED	ALWAYS	Measurement value	300
>	HAS CONCEPT MOD	CODE	(G-C036, SRT, "Measurement Method")	GENERATED	ALWAYS	One of: (125208, DCM, "Method of Disks, Single Plane") (125207, DCM, "Method of Disks, Biplane")	300
>	HAS CONCEPT MOD	CODE	(G-0373, SRT, "Image Mode")	GENERATED	CONDITIONAL	Present when measurement was user created on an image: (G-03A2, SRT, "2D mode")	5203

NL	Rel with Parent	VT	Concept Name	Source	Presence of Content Item	Value	TID
>	HAS CONCEPT MOD	CODE	(111031, DCM, "Image View")	SRC_INSTANCE / GENERATED	CONDITIONAL	Present when measurement was user created on an image, one of: (G-A19B, SRT, "Apical two chamber") (G-A19C, SRT, "Apical four chamber")	5203
>	HAS OBS CONTEXT	UIDREF	(PARENT_UID, 99MERGE, "Parent Tracking Identifier")	GENERATED	ALWAYS	Reference to the Observation UID of the logical parent Content Item	
>	INFERRED FROM	SCCOORD	(111030, DCM, "Image Region")	SRC_INSTANCE	CONDITIONAL	Present when measurement was user created on an image	320
>>	SELECTED FROM	IMAGE	None	SRC_INSTANCE	ALWAYS		320

9.1.1.5. Comprehensive 3D SR SOP Instance Attributes

Attribute Name	Tag	VR	Value	Presence of Attribute	Presence of Value	Source
SR Document Series Module						
Series Date	0008,0021	DA	Generated by application.	ALWAYS	ALWAYS	GENERATED
Series Time	0008,0031	TM	Generated by application.	ALWAYS	ALWAYS	GENERATED
Modality	0008,0060	CS	SR	ALWAYS	ALWAYS	FIXED

Attribute Name	Tag	VR	Value	Presence of Attribute	Presence of Value	Source
Series Description	0008,103E	LO	"<Organ> Findings edited by Merge Universal Viewer user", where <Organ> indicates the applicable organ	ALWAYS	ALWAYS	GENERATED
Referenced Performed Procedure Step Sequence	0008,1111	SQ	Copied from loaded DICOM SR (if it exists).	ALWAYS	ALWAYS	GENERATED
Series Instance UID	0020,000E	UI	Generated by application	ALWAYS	ALWAYS	GENERATED
Series Number	0020,0011	IS	Generated by application	ALWAYS	ALWAYS	GENERATED
General Equipment Module						
Manufacturer	0008,0070	LO	Merge Healthcare Inc.	ALWAYS	ALWAYS	GENERATED
Manufacturer's Model Name	0008,1090	LO	Merge Universal Viewer	ALWAYS	ALWAYS	GENERATED
Device Serial Number	0018,1000	LO	Empty	ALWAYS	ALWAYS	GENERATED
Software Versions	0018,1020	LO	generated by application / current MUV version	ALWAYS	ALWAYS	GENERATED
UDI Sequence	0018,100A	SQ	One or more sequence items	SRC_COPY	SRC_COPY	GENERATED
> Unique Device Identifier	0018,1009	UT	Generated by application / current MUV UDI	SRC_COPY	SRC_COPY	GENERATED
SR Document General Module						
Content Date	0008,0023	IS	Generated by application / creation date	ALWAYS	ALWAYS	GENERATED
Content Time	0008,0033	CS	Generated by application / creation time	ALWAYS	ALWAYS	GENERATED
Instance Number	0020,0013	IS	1	ALWAYS	ALWAYS	GENERATED

Attribute Name	Tag	VR	Value	Presence of Attribute	Presence of Value	Source
Referenced Instance Sequence	0008,114A	SQ	Zero or more sequence items referring to DICOM SR's from prior studies if those are used in generation of this instance	SRC_COPY	SRC_COPY	SRC_INSTANCE
>Referenced SOP Class UID	0008,1150	UI	Copied from prior DICOM SR	ALWAYS	ALWAYS	SRC_INSTANCE
>Referenced SOP Instance UID	0008,1155	UI	Copied from prior DICOM SR	ALWAYS	ALWAYS	SRC_INSTANCE
>Purpose of Reference Code Sequence	0040, A170	SQ	Exactly one sequence item	ALWAYS	ALWAYS	GENERATED
>>Code Value	0008,0100	SH	Value = 122075	ALWAYS	ALWAYS	SRC_INSTANCE
>>Coding Scheme Designator	0008,0102	SH	Value = DCM	ALWAYS	ALWAYS	SRC_INSTANCE
>>Code Meaning	0008,0104	LO	Value = Prior report for current study	ALWAYS	ALWAYS	SRC_INSTANCE
Predecessor Documents Sequence	0040, A360	SQ	Present if the generated DICOM SR is a modified version of the originally loaded DICOM SR	SRC_COPY	SRC_COPY	GENERATED
>Study Instance UID	0020,000D	UI	Copied from original loaded DICOM SR	ALWAYS	ALWAYS	SRC_INSTANCE
>Referenced Series Sequence	0008,1115	SQ	One sequence items	ALWAYS	ALWAYS	GENERATED
>>Series Instance UID	0020,000E	UI	Copied from original loaded DICOM SR	ALWAYS	ALWAYS	SRC_INSTANCE
>>Referenced SOP Sequence	0008,1199	SQ	One sequence item	ALWAYS	ALWAYS	GENERATED

Attribute Name	Tag	VR	Value	Presence of Attribute	Presence of Value	Source
>>>Referenced SOP Class UID	0008,1150	UI	Copied from original loaded DICOM SR	ALWAYS	ALWAYS	SRC_INSTANCE
>>>Referenced SOP Instance UID	0008,1155	UI	Copied from original loaded DICOM SR	ALWAYS	ALWAYS	SRC_INSTANCE
Performed Procedure Code Sequence	0040, A372	SQ	Copied from original loaded DICOM SR	ALWAYS	SRC_COPY	SRC_INSTANCE
Current Requested Procedure Evidence Sequence	0040, A375	SQ	One or more sequence items containing the instance UIDs of all images used in generation of this SR	ALWAYS	ALWAYS	GENERATED
>Study Instance UID	0020,000D	UI	Copied from current study	ALWAYS	ALWAYS	SRC_INSTANCE
>Referenced Series Sequence	0008,1115	SQ	One or more sequence items	ALWAYS	ALWAYS	GENERATED
>>Series Instance UID	0020,000E	UI	Series referenced by findings in the SR	ALWAYS	ALWAYS	GENERATED
>>Referenced SOP Sequence	0008,1199	SQ	One or more sequence items with all instances of the parent series	ALWAYS	ALWAYS	GENERATED
>>>Referenced SOP Class UID	0008,1150	UI		ALWAYS	ALWAYS	GENERATED
>>>Referenced SOP Instance UID	0008,1155	UI		ALWAYS	ALWAYS	GENERATED
Completion Flag	0040, A491	CS	Value = PARTIAL	ALWAYS	ALWAYS	GENERATED
Verification Flag	0040, A492	CS	Value = UNVERIFIED	ALWAYS	ALWAYS	GENERATED
SR Document Content Module						
Content Template Sequence	0040, A504	SQ	One item is present	ALWAYS	ALWAYS	FIXED

Attribute Name	Tag	VR	Value	Presence of Attribute	Presence of Value	Source
>Mapping Resource	0008,0105	CS	Value = DCMR	ALWAYS	ALWAYS	FIXED
> Template Identifier	0040, DB00	CS	Value = 1500	ALWAYS	ALWAYS	GENERATED

The following tables are part of SR Document Content Module.

Following terms are used in the Source column of those tables:

- **FIXED:** The Value is pre-defined and cannot be modified.
- **GENERATED:** The Value is generated by the system.
- **CONFIGURATION:** The Value is copied from the system configuration.
- **USER:** The Value is entered by the user.
- **EMPTY:** The Attribute is sent with a zero-length Value.
- **SRC_INSTANCE:** The Value is copied from previously created/received SOP Instances.

Following terms are used in the ‘Presence of Content Item’ column:

- **ALWAYS:** the module, functional group macro, Attributes or Value is always present.
- **CONDITIONAL:** the presence of the module, functional group macro, Attributes or Value is dependent on a condition. The condition must be listed in the “Comments” column.
- **SRC_COPY:** The presence of the Attributes and Values depends on the availability of these in the source instances, which are used for copying this information.
- **EMPTY:** The Attribute is present but without a Value (zero length).

Table TID 1500 Measurement Report

NL	Rel with Parent	VT	Concept Name	Source	Presence of Content Item	Values	TID
		CONTAINER	(126000, DCM, Imaging Measurement Report)	FIXED	ALWAYS	One root element	1500

NL	Rel with Parent	VT	Concept Name	Source	Presence of Content Item	Values	TID
>	HAS CONCEPT MOD	CODE	(121049, DCM, "Language of Content Item and Descendants")	SRC_INSTANCE / GENERATED	ALWAYS	Copied from loaded DICOM SR (if exists), ELSE Generated by Application (eng, RFC5646, English)	1204
>	HAS OBS CONTEXT	INCLUDE	(121005, DCM, "Observer Type")	GENERATED	ALWAYS	Either (121007, DCM, "Device") for AI generated report, or (121006, DCM, "Person") if a person created the report	1002
>	HAS CONCEPT MOD	CODE	(121058, DCM, "Procedure reported")	FIXED	ALWAYS	SCT, 363679005 "Imaging Procedure"	1500
>	CONTAINS	INCLUDE	DTID 1600 "Image Library"	SRC_INSTANCE	ALWAYS	A reference to all images that were used in the creation of this DICOM SR.	1500
>	CONTAINS	CONTAINER	(126010, DCM, "Imaging Measurements")	SRC_INSTANCE / USER	ALWAYS	Contains all lesion findings and body part ROIs and measurements. Present if lesions or other objects like body parts are described in this object.	1500

NL	Rel with Parent	VT	Concept Name	Source	Presence of Content Item	Values	TID
>>	CONTAINS	INCLUDE	DTID 1411 “Volumetric ROI Measurements and Qualitative Evaluations”	SRC_INSTANCE / USER	SRC_COPY	Used for representing 3-dimensional regions of interest (ROI) and measurements derived from those regions, e.g. body parts or lesions defined by contours or a bounding box. See Table TID 1411.	1500
>>	CONTAINS	INCLUDE	DTID 1501 “Measurement and Qualitative Evaluation Group”	SRC_INSTANCE / USER	SRC_COPY	Used for representing general properties and measurements of findings not associated with a 3-dimensional or 2-dimensional ROI. See Table TID 1501.	1500
>	CONTAINS	CONTAINER	(C0034375, UMLS, “Qualitative Evaluations”)	USER	CONDITIONAL	Only available when applicable	1500
>>	CONTAINS	TEXT	(UV_FIND_STATE_01, “99MERGE”, “MUV private Findings UI State”)	USER	CONDITIONAL	Only available when applicable	1500

Table TID 1600. Image Library

NL	Rel with Parent	VT	Concept Name	Source	Presence of Content Item	Values	TID
		CONTAINER	(111028, DCM, "Image Library")	FIXED	ALWAYS	One container item	1600
>	CONTAINS	CONTAINER	(126200, DCM, "Image Library Group")	FIXED	SRC_COPY	One or more container items, which may be empty	1600
>>	HAS ACQ CONTEXT	CODE	(121139, DCM, "Modality")	SRC_INSTANCE	SRC_COPY	Copied from loaded DICOM SR (if it exists).	1602
>>	HAS ACQ CONTEXT	UIDREF	(112227, DCM, "Frame of Reference UID")	SRC_INSTANCE	SRC_COPY	Copied from loaded DICOM SR (if it exists).	1602
>>	HAS ACQ CONTEXT	NUM	(110910, DCM, "Pixel Data Rows")	SRC_INSTANCE	SRC_COPY	Copied from loaded DICOM SR (if it exists).	1602
>>	HAS ACQ CONTEXT	NUM	(110911, DCM, "Pixel Data Columns")	SRC_INSTANCE	SRC_COPY	Copied from loaded DICOM SR (if it exists).	1602
>>	HAS ACQ CONTEXT	NUM	(111026, DCM, "Horizontal Pixel Spacing")	SRC_INSTANCE	SRC_COPY	Copied from loaded DICOM SR (if it exists).	1602
>>	HAS ACQ CONTEXT	NUM	(111066, DCM, "Vertical Pixel Spacing")	SRC_INSTANCE	SRC_COPY	Copied from loaded DICOM SR (if it exists).	1602
>>	HAS ACQ CONTEXT	NUM	(112226, DCM, "Spacing between slices")	SRC_INSTANCE	SRC_COPY	Copied from loaded DICOM SR (if it exists).	1602
>>	HAS ACQ CONTEXT	NUM	(112225, DCM, "Slice Thickness")	SRC_INSTANCE	SRC_COPY	Copied from loaded DICOM SR (if it exists).	1602
>>	HAS ACQ CONTEXT	NUM	(110904, DCM, "Image Orientation (Patient) Row X")	SRC_INSTANCE	SRC_COPY	Copied from loaded DICOM SR (if it exists).	1602

NL	Rel with Parent	VT	Concept Name	Source	Presence of Content Item	Values	TID
>>	HAS ACQ CONTEXT	NUM	(110905, DCM, "Image Orientation (Patient) Row Y")	SRC_I NSTAN CE	SRC_CO PY	Copied from loaded DICOM SR (if it exists).	1602
>>	HAS ACQ CONTEXT	NUM	(110906, DCM, "Image Orientation (Patient) Row Z")	SRC_I NSTAN CE	SRC_CO PY	Copied from loaded DICOM SR (if it exists).	1602
>>	HAS ACQ CONTEXT	NUM	(110907, DCM, "Image Orientation (Patient) Column X")	SRC_I NSTAN CE	SRC_CO PY	Copied from loaded DICOM SR (if it exists).	1602
>>	HAS ACQ CONTEXT	NUM	(110908, DCM, "Image Orientation (Patient) Column Y")	SRC_I NSTAN CE	SRC_CO PY	Copied from loaded DICOM SR (if it exists).	1602
>>	HAS ACQ CONTEXT	NUM	(110909, DCM, "Image Orientation (Patient) Column Z")	SRC_I NSTAN CE	SRC_CO PY	Copied from loaded DICOM SR (if it exists).	1602
>>	HAS ACQ CONTEXT		(128230, DCM, "Pulse Sequence Name")	SRC_I NSTAN CE	SRC_CO PY	Copied from loaded DICOM SR (if it exists).	1602
>>	HAS ACQ CONTEXT	UIDREF	(112002, DCM, "Series Instance UID")	SRC_I NSTAN CE	SRC_CO PY	Copied from loaded DICOM SR (if it exists).	1602
>>	HAS ACQ CONTEXT	TEXT	(121141, DCM, "Image Type")	SRC_I NSTAN CE	SRC_CO PY	Copied from loaded DICOM SR (if it exists).	1602
>>	HAS ACQ CONTEXT	NUM	(126073, DCM, "Time Point Order")	SRC_I NSTAN CE	SRC_CO PY	Copied from loaded DICOM SR (if it exists).	1602
>>	HAS ACQ CONTEXT	NUM	(113240, DCM, "Source image diffusion b-value")	SRC_I NSTAN CE	SRC_CO PY	Copied from loaded DICOM SR (if it exists).	1602

NL	Rel with Parent	VT	Concept Name	Source	Presence of Content Item	Values	TID
>>>	CONTAINS	IMAGE		SRC_INSTANCE	SRC_COPY	One or more Image items	1601
>>> >	HAS ACQ CONTEXT	CODE	(121139, DCM, "Modality")	SRC_INSTANCE	SRC_COPY	Copied from loaded DICOM SR	1601
>>> >	HAS ACQ CONTEXT	NUM	(110901, DCM, "Image Position (Patient) X")	SRC_INSTANCE	SRC_COPY	Copied from loaded DICOM SR	1601
>>> >	HAS ACQ CONTEXT	NUM	(110902, DCM, "Image Position (Patient) Y")	SRC_INSTANCE	SRC_COPY	Copied from loaded DICOM SR	1601
>>> >	HAS ACQ CONTEXT	NUM	(110903, DCM, "Image Position (Patient) Z")	SRC_INSTANCE	SRC_COPY	Copied from loaded DICOM SR	1601

Table TID 1411. Volumetric ROI Measurements and Qualitative Evaluations

NL	Rel with Parent	VT	Concept Name	Source	Presence of Content Item	Value	TID
		CONTAINER	(125007, DCM, "Measurement Group")	FIXED	SRC_COPY	Each group represents a single finding and contains any measurements associated with contours or axes defined on one or more images (defining a VOI), include Content Template Sequence with value TID 1411.	1411

NL	Rel with Parent	VT	Concept Name	Source	Presence of Content Item	Value	TID
>	HAS OBS CONTEXT	TEXT	(112039, DCM, "Tracking Identifier")	SRC_INSTANCE / GENERATED	ALWAYS	displayable string that is unique for this finding.	1411
>	HAS OBS CONTEXT	UIDREF	(112040, DCM, "Tracking Unique Identifier")	SRC_INSTANCE / GENERATED	ALWAYS	Globally unique identifier for this finding	1411
>	CONTAINS	CODE	(121071, DCM, "Finding")	SRC_INSTANCE / GENERATED	ALWAYS	Expected to be always present, for all types of findings, e.g. (27925004, SCT, "Nodule")	1411
>	CONTAINS	SCCOORD	(111030, DCM, "Image Region")	SRC_INSTANCE	ALWAYS	One or more items representing contours, if they existed in the original SR Graphic Type: POLYLINE	1411
>>	SELECTED FROM	IMAGE		SRC_INSTANCE	ALWAYS	Referenced image	1411
>	CONTAINS	IMAGE	(121200, DCM, "Illustration of ROI")	SRC_INSTANCE	SRC_COPY	These referenced images may contain "screen shot" illustrating rendered versions of the ROI	1411
>	HAS CONCEPT MOD	CODE	(370129005, SCT, "Measurement Method")	SRC_INSTANCE	SRC_COPY		1419

NL	Rel with Parent	VT	Concept Name	Source	Presence of Content Item	Value	TID
>	HAS CONCEPT MOD	CODE	(363698007, SCT, "Finding Site")	SRC_INSTANCE / GENERATED	ALWAYS	Should always be present, if not provided in SR, we need to add it via matching rules. It is present for all types of "Findings": lesions and body parts/organs. It is used to denote the high-level anatomical structure	1419
>>	HAS CONCEPT CODE	CODE	(272741003, SCT, "Laterality")	SRC_INSTANCE	CONDITIONAL	Only for objects that can be assigned a laterality, e.g. breast or lung, but not prostate or liver	1419
>>	HAS CONCEPT CODE	CODE	(106233006, SCT, "Topographical modifier")	SRC_INSTANCE	SRC_COPY	Only when applicable	1419
>>	HAS CONCEPT CODE	INCLUDE	DTID 4019 "Algorithm Identification"	SRC_INSTANCE	CONDITIONAL	Specify details of Algorithms only if this DICOM object is created by the AI. Otherwise, do not include this.	4019
>	CONTAINS	NUM	(1185655006, SCT, "Volume")	SRC_INSTANCE	SRC_COPY	At-least One of the measurement properties should be available i.e., Volume or Diameter	1419

NL	Rel with Parent	VT	Concept Name	Source	Presence of Content Item	Value	TID
>>	HAS CONCEPT MOD	CODE	(255590007, SCT, "Extents")	SRC_I NSTAN CE	CONDITI ONAL	Value determines if the volume is Total or Solid component. Required if value is Solid. If missing value "Total" is assumed	1419
>	CONTAIN S	NUM	(112181, DCM, "Mean Attenuation Coefficient")	SRC_I NSTAN CE	SRC_CO PY		1419
>>	HAS CONCEPT CODE	CODE	(255590007, SCT, "Extents")	SRC_I NSTAN CE	CONDITI ONAL	Value determines if the value is for Total or Solid Component. Required if value is Solid. If missing value "Total" is assumed	1419
>	CONTAIN S	NUM	(112183, DCM, "Standard Deviation of Attenuation Coefficient")	SRC_I NSTAN CE	SRC_CO PY		1419
>>	HAS CONCEPT CODE	CODE	(255590007, SCT, "Extents")	SRC_I NSTAN CE	CONDITI ONAL	Value determines if the value is for Total or Solid Component. Required if value is Solid. If missing value "Total" is assumed	1419
>	CONTAIN S	NUM	(103339001, SCT, "Long Axis")	SRC_I NSTAN CE / USER	SRC_CO PY	At-least One of the measurement properties should be available i.e., Volume or Diameter	1419
>>	INFERRE D FROM	SCCOORD	(81827009, SCT, "Diameter")	SRC_I NSTAN CE	ALWAYS		1419

NL	Rel with Parent	VT	Concept Name	Source	Presence of Content Item	Value	TID
>>>	SELECTED FROM	IMAGE					
>	CONTAINS	NUM	(103340004, SCT, "Short Axis")	SRC_INSTANCE / USER	SRC_COPY	At-least One of the measurement properties should be available i.e., Volume or Diameter	1419
>>	INFERRED FROM	SCCOORD	(81827009, SCT, "Diameter")	SRC_INSTANCE	ALWAYS		1419
>>>	SELECTED FROM	IMAGE					
>	CONTAINS	NUM	(81827009, SCT, "Diameter")	SRC_INSTANCE / GENERATED	SRC_COPY	At-least One of the measurement properties should be available i.e., Volume or Diameter	1419
>>	HAS CONCEPT MOD	CODE	(121401, DCM, "Derivation")	SRC_INSTANCE	SRC_COPY	Only when applicable, possible value (373098007, SCT, "Mean")	1419
>	CONTAINS	CODE	(129737002, SCT "Lesion Margin Characteristics")	SRC_INSTANCE / USER	SRC_COPY	Only when applicable	1419

Table TID 1501. Measurement and Qualitative Evaluation Group

NL	Rel with Parent	VT	Concept Name	Source	Presence of Content Item	Value	TID
	CONTAINS	CONTAINER	(125007, DCM, "Measurement Group")	GENERATED	ALWAYS	Each group represents measurements and/or properties of a single finding, which are not derived from regions of interest (like in TID 1411).	1501
>	HAS OBS CONTEXT	TEXT	(112039, DCM, "Tracking Identifier")	SOURCE / GENERATED	ALWAYS	Must match the Tracking Identifier used in TID 1411 of this SOP instance if it is for the same lesion.	1501
>	HAS OBS CONTEXT	UIDREF	(112040, DCM, "Tracking Unique Identifier")	SOURCE / GENERATED	ALWAYS	Globally unique ID for this finding. For a specific finding the same UID is used everywhere in this SOP Instance and other DICOM SRs containing the same finding	1501
>	CONTAINS	CODE	(121071, DCM, "Finding")	SOURCE / GENERATED	ALWAYS	Expected to be always present, for all types of findings, e.g. (27925004, SCT, "Nodule")	1501
>	HAS CONCEPT MOD	CODE	(363698007, SCT, "Finding Site")	SOURCE / GENERATED	SOURCE_COPY	The body part to which this finding belongs, e.g. (39607008, SCT, "Lung structure")	1501
>>	HAS CONCEPT MOD	CODE	(272741003, SCT, "Laterality")	SOURCE / GENERATED	SOURCE_COPY	Any values of CID 244 "Laterality"	1501

NL	Rel with Parent	VT	Concept Name	Source	Presence of Content Item	Value	TID
>>	HAS CONCEPT MOD	CODE	106233006, SCT, "Topographical modifier")	SRC_I NSTAN CE / GENE RATED	SRC_CO PY	Coded items representing which sub-division of the Finding Site the finding is located, e.g. certain lobe of the lung	1501
>	HAS CONCEPT MOD	CODE	(370129005, SCT, "Measurement Method")	SRC_I NSTAN CE	SRC_CO PY		1501
>>	HAS CONCEPT CODE	CODE	(272741003, SCT, "Laterality")	SRC_I NSTAN CE	CONDITI ONAL	Only for objects that can be assigned a laterality, e.g. breast or lung, but not prostate or liver	1501
>>	HAS CONCEPT CODE	CODE	(106233006, SCT, "Topographical modifier")	SRC_I NSTAN CE	SRC_CO PY	Only when applicable	1501
>>	HAS CONCEPT CODE	INCLUDE	DTID 4019 "Algorithm Identification"	SRC_I NSTAN CE	CONDITI ONAL	Specify details of Algorithms only if this DICOM object is created by the AI. Otherwise, do not include this.	4019
>	CONTAIN S	NUM	(1185655006, SCT, "Volume")	SRC_I NSTAN CE	SRC_CO PY	At-least One of the measurement properties should be available i.e., Volume or Diameter	1501
>>	HAS CONCEPT MOD	CODE	(255590007, SCT, "Extents")	SRC_I NSTAN CE	CONDITI ONAL	Value determines if the volume is Total or Solid component. Required if value is Solid. If missing value "Total" is assumed	1501

NL	Rel with Parent	VT	Concept Name	Source	Presence of Content Item	Value	TID
>	CONTAINS	NUM	(112181, DCM, "Mean Attenuation Coefficient")	SRC_INSTANCE	SRC_COPY		1501
>>	HAS CONCEPT CODE	CODE	(255590007, SCT, "Extents")	SRC_INSTANCE	CONDITIONAL	Value determines if the value is for Total or Solid Component. Required if value is Solid. If missing value "Total" is assumed	1501
>	CONTAINS	NUM	(112183, DCM, "Standard Deviation of Attenuation Coefficient")	SRC_INSTANCE	SRC_COPY		1501
>>	HAS CONCEPT CODE	CODE	(255590007, SCT, "Extents")	SRC_INSTANCE	CONDITIONAL	Value determines if the value is for Total or Solid Component. Required if value is Solid. If missing value "Total" is assumed	1501
>	CONTAINS	NUM	(103339001, SCT, "Long Axis")	SRC_INSTANCE / USER	SRC_COPY	At-least One of the measurement properties should be available i.e., Volume or Diameter	1501
>>	INFERRED FROM	COORD	(81827009, SCT, "Diameter")	SRC_INSTANCE	ALWAYS		1501
>>>	SELECTED FROM	IMAGE					
>	CONTAINS	NUM	(103340004, SCT, "Short Axis")	SRC_INSTANCE / USER	SRC_COPY	At-least One of the measurement properties should be available i.e., Volume or Diameter	1501

NL	Rel with Parent	VT	Concept Name	Source	Presence of Content Item	Value	TID
>>	INFERRED FROM	SCCOORD	(81827009, SCT, "Diameter")	SRC_INSTANCE	ALWAYS		1501
>>>	SELECTED FROM	IMAGE					
>	CONTAINS	NUM	(81827009, SCT, "Diameter")	SRC_INSTANCE / GENERATED	SRC_COPY	At-least One of the measurement properties should be available i.e., Volume or Diameter	1501
>>	HAS CONCEPT MOD	CODE	(121401, DCM, "Derivation")	SRC_INSTANCE	CONDITIONAL	Only when applicable, possible value (373098007, SCT, "Mean")	1501
>	CONTAINS	IMAGE	(121080, DCM, "Best illustration of finding")	SRC_INSTANCE / GENERATED	SRC_COPY	A reference to the most representative image for this finding, e.g. the image that contains the longest diameter of the lesion	1501
>	CONTAINS	TEXT	(111053, DCM, "Recommended Follow-up")	SRC_INSTANCE / USER	SRC_COPY	Only when applicable Refer to "Annex. Table I" below for possible values	1501
>	CONTAINS	CODE	(RID36026, RADLEX, "Assessment")	SRC_INSTANCE / USER	SRC_COPY	Only when applicable Refer to "Annex. Table II" below for possible values	1501
>	CONTAINS	CODE	(RID43356, RADLEX, "Lesion Characteristic")	SRC_INSTANCE / USER	SRC_COPY	Only when applicable Refer to "Annex. Table III" below for possible values	1501

Annex. Table I: Follow-Up Recommendation Value Codes

Follow-up Recommendation Text	Concept Name	Value
Comparison to prior chest CT	(111053, DCM, "Recommended Follow-up")	(UV_FOLLOWUP_LU_L000, 99MERGE, "Comparison to prior chest CT")
Additional lung cancer screening CT imaging needed	(111053, DCM, "Recommended Follow-up")	(UV_FOLLOWUP_LU_L001, 99MERGE, "Additional lung cancer screening CT imaging needed")
1-3 month LDCT	(111053, DCM, "Recommended Follow-up")	(UV_FOLLOWUP_LU_L002, 99MERGE, "1-3 month LDCT")
12-month screening LDCT	(111053, DCM, "Recommended Follow-up")	(UV_FOLLOWUP_LU_L003, 99MERGE, "12-month screening LDCT")
6-month LDCT	(111053, DCM, "Recommended Follow-up")	(UV_FOLLOWUP_LU_L004, 99MERGE, "6-month LDCT")
3-month LDCT	(111053, DCM, "Recommended Follow-up")	(UV_FOLLOWUP_LU_L005, 99MERGE, "3-month LDCT; PET/CT may be used under certain conditions")
Referral for further clinical evaluation	(111053, DCM, "Recommended Follow-up")	(UV_FOLLOWUP_LU_L006, 99MERGE, "Referral for further clinical evaluation")
PET/CT (may be considered if there is a ≥ 8 mm (≥ 268 mm ³) solid nodule or solid component)	(111053, DCM, "Recommended Follow-up")	(UV_FOLLOWUP_LU_L007, 99MERGE, "Chest CT, PET/CT, tissue sampling, or referral")
Diagnostic chest CT with or without contrast	(111053, DCM, "Recommended Follow-up")	(UV_FOLL_LU_L008, 99MERGE, "Diagnostic chest CT with or without contrast")
Tissue sampling	(111053, DCM, "Recommended Follow-up")	(UV_FOLL_LU_L009, 99MERGE, "Tissue sampling")

Annex. Table II: Assessment Value Codes

Assessment Text	Concept Name	Value
Lung-Rads 0	(RID36026, RADLEX, "Assessment")	(RID50135, RADLEX, "Lung-RADS 0")
Lung-Rads 1	(RID36026, RADLEX, "Assessment")	(RID50136, RADLEX, "Lung-RADS 1")
Lung-Rads 2	(RID36026, RADLEX, "Assessment")	(RID50137, RADLEX, "Lung-RADS 2")

Assessment Text	Concept Name	Value
Lung-Rads 3	(RID36026, RADLEX, "Assessment")	(RID50138, RADLEX, "Lung-RADS 3")
Lung-Rads 4A	(RID36026, RADLEX, "Assessment")	(RID50139, RADLEX, "Lung-RADS 4A")
Lung-Rads 4B	(RID36026, RADLEX, "Assessment")	(RID50140, RADLEX, "Lung-RADS 4B")
Lung-Rads 4X	(RID36026, RADLEX, "Assessment")	(RID50141, RADLEX, "Lung-RADS 4X")

Annex. Table III: Lesion Characteristics Value Codes

Assessment Text	Concept Name	Value
Typically Benign Calcification	(RID43356, RADLEX, "Lesion Characteristic")	(111256, DCM, "Benign Calcifications")
Suspicious Calcification	(RID43356, RADLEX, "Lesion Characteristic")	(RID49676, RADLEX, "Suspicious calcification")
Satellite Nodule	(RID43356, RADLEX, "Lesion Characteristic")	(293008, SCT, "Satellite")
Atypical Pulmonary Cyst	(275504005, SCT, "Cyst of lung")	(112231000, SCT, "Atypical")
Airway Nodule	(RID5817, RADLEX, "Location descriptor")	(89187006, SCT, "Airway structure")
Cavitary Nodule	(RID43356, RADLEX, "Lesion characteristic")	(71327005, SCT, "Cavitated nodule")
Perifissural	(RID5817, RADLEX, "Location descriptor")	(278983006, SCT, "Fissure of lung") Qualifiers: Concept: (272434008, SCT, "Anatomical relationship descriptor") Value: (272447003, SCT, "Peri-location")
Juxtapleural	(RID5817, RADLEX, "Location descriptor")	(3120008, SCT, "Pleural membrane structure") Qualifiers: Concept: (272434008, SCT, "Anatomical relationship descriptor") Value: (18769003, SCT, "Juxtaposed")
Subpleural	(RID5817, RADLEX, "Location descriptor")	(68599007, SCT, "Structure of subpleural tissue")

Assessment Text	Concept Name	Value
Smooth Margin	(129737002, SCT, "Lesion Margin Characteristics")	(82280004, SCT, "Smooth")
Irregular Margin	(129737002, SCT, "Lesion Margin Characteristics")	(49608001, SCT, "Irregular")
Spiculated Margin	(129737002, SCT, "Lesion Margin Characteristics")	(129742005, SCT, "Lesion with spiculated Margin")
Intraparenchymal	(RID5817, RADLEX, "Location descriptor")	(RID6264, RADLEX, "Intraparenchymal")
Cystic Nodule	(RID43356, RADLEX, "Lesion characteristic")	(RID5739, RADLEX, "Cystic")

9.1.2. Usage of Attributes from Received IOD's

The application is designed to visualize various imaging artifacts, including images, presentation states, key objects, reports, and audio files. To this end, various attributes from received IODs are being used as expected by DICOM. There is no special usage of such attributes that should be noted.

9.1.3. Attribute Mapping

The table below describes the default value mapping between DICOM attribute and ReferenceID that can be used in XDS FindDocumentsByReferenceID Registry Stored Query:

DICOM Attribute	XDS ReferenceID
Accession Number	urn:ihe:iti:xds:2013:accession
Study Instance UID	urn:merge:xds:2015:study
Admission ID	urn:merge:xds:2015:encounter

9.1.4. Coerced/Modified Fields

The application will perform normalization of PN fields for display by using the following algorithm:

1. Split PN field component groups;
2. Pick ideographic group (second group) if it exists and has non-empty value;
3. Otherwise pick phonetic group (third group) if it exists and has non-empty value;
4. Otherwise pick single-byte group (first group);
5. Trunk or pad the selected group to have exactly 5 components separated by caret.

In cases where the Patient Birth Date is not in proper DA format, it may be changed to “16000228”. If the date is not a valid, recognizable date according to the Microsoft .NET framework, its value may be cleared. These changes are reflected in the display, and propagated to generated data, but not the original data cannot be modified.

The download operation allows the user to modify basic patient and study information and identifiers. The outgoing data will be modified according to these values provided by the user. The original data in the data source will not be modified.

9.2. Data Dictionary of Private Attributes

The application includes various private attributes in the Greyscale Softcopy Presentation State IODs it produces.

9.2.1. Greyscale Softcopy Presentation State Private Attributes

Attribute Name	Tag	VR	VM
Private Creator (Cedara_Openeyes_1_1)	2001, 00xx	LO	1
Edge Enhancement Sequence	2001, xx6B	SQ	1
Private Creator (Cedara_Openeyes_1_3)	2007, 00xx	LO	1
Edge Enhancement Kernel Type	2007, xx00	LQ	1
Edge Enhancement Kernel Size X	2007, xx01	IS	1
Edge Enhancement Kernel Size Y	2007, xx02	IS	1
Edge Enhancement Parameters Sequence	2007, xx04	SQ	1
Edge Enhancement Parameter Index	2007, xx05	US	1
Edge Enhancement Exceptions Sequence	2007, xx06	SQ	1
Edge Enhancement Exception Policy	2007, xx07	LQ	1
Edge Enhancement Exception Policy Value	2007, xx08	LQ	1
Edge Enhancement Gain Factor	2007, xx0D	DS	1
Private Creator (Merge.MeasurementLibrary)	650B, 00xx	LO	1
Version	650B, xx00	ST	1
Instance ID	650B, xx01	UI	1
Parent ID	650B, xx02	UI	1
Object Type	650B, xx03	ST	1
Referenced Instances Sequence	650B, xx04	SQ	1
Referenced Instance ID	650B, xx05	UI	1
Graphic Annotation Constraint Sequence	650B, xx06	SQ	1
Entity Role	650B, xx0C	ST	1

Attribute Name	Tag	VR	VM
Text Translation	650B, xx0D	FL	2
Annotation Tool ID	650B, xx0D	ST	1
Private Creator (Merge_iConnect_Access)	650B, 00yy	LO	1
Calibration Category Group	650B, yy00	SQ	1
Calibration Category	650B, yy01	LO	1
Color Split Group Sequence	650B, yy02	SQ	1
Color Split Type	650B, yy03	LO	1
Presentation State Type	650B, yy04	SQ	1
Presentation State Scope	650B, yy05	CS	1
Laterality Wall Shift	650B, yy06	US	1

9.3. Coded terminology and Templates

Structured reporting uses codes supplied by DCM, SRT, SCT, RADLEX, UCUM, RFC5646, and 99MERGE (the Merge Healthcare Inc. Private Coding System). Within the display of Basic Text SR reports, any Code Meaning will be displayed if it is included in the IOD. No local lexicon is provided to look up alternative code meanings.

No template extensions or private templates are defined.

9.4. Grayscale Image Consistency

The application does not support the Grayscale Standard Display Function.

9.5. Standard Extended/Specialized/Private SOP Classes

The application does not claim conformance to any Extended, Specialized or Private SOP Classes.

9.6. Private Transfer Syntaxes

The application does not employ any Private Transfer Syntaxes.