

MICROMEDEX® REDBOOK®

# **DATABASE SERVICES PRODUCT GUIDE**

Version 5.0

MAY 2023

© Copyright Merative US L.P. 2023

Merative  
100 Phoenix Drive  
Ann Arbor, Michigan 48108

Produced in the United States of America  
December 2023

Merative, the Merative logo and Micromedex are trademarks of Merative in the United States, other countries or both. All other company or product names are registered trademarks or trademarks of their respective companies.

This document is current as of the initial date of publication and may be changed by Merative at any time. Not all offerings are available in every country in which Merative operates.

The information in this document is provided “as is” without any warranty, express or implied, including without any warranties of merchantability, fitness for a particular purpose and any warranty or condition of non-infringement. Merative products are warranted according to the terms and conditions of the agreements under which they are provided.

The client is responsible for ensuring compliance with all applicable laws and regulations applicable to it. Merative does not provide legal advice or represent or warrant that its services or products will ensure that the client is in compliance with any law or regulation. The performance data and client examples cited are presented for illustrative purposes only. Actual performance results may vary depending on the specific configurations and operating conditions. It is the user’s responsibility to evaluate and verify the operation of any other products or programs with Merative product and programs.

Statement of Good Security Practices: IT system security involves protecting systems and information through prevention, detection and response to improper access from within and outside your enterprise. Improper access can result in information being altered, destroyed, misappropriated or misused or can result in damage to or misuse of your systems, including for use in attacks on others. No IT system or product should be considered completely secure and no single product, service or security measure can be completely effective in preventing improper use or access. Merative systems, products and services are designed to be part of a lawful, comprehensive security approach, which will necessarily involve additional operational procedures, and may require other systems, products or services to be most effective. Merative does not warrant that any systems, product or services are immune from, or will make your enterprise immune from, the malicious or illegal conduct of any party.

# TABLE OF CONTENTS

<b>PREFACE.....</b>	<b>1</b>
<b>CHAPTER 1: Micromedex® RED BOOK® PRODUCT OVERVIEW.....</b>	<b>7</b>
<b>PRODUCT AVAILABILITY.....</b>	<b>8</b>
<b>UPDATE FREQUENCY AND FILE FORMATS .....</b>	<b>9</b>
Sample Files and Documentation.....	11
<b>AVERAGE WHOLESALE PRICE (AWP) POLICY .....</b>	<b>12</b>
<b>CHAPTER 2: RED BOOK FILE LAYOUT .....</b>	<b>13</b>
J-Code Relational Table.....	20
J-Code Aggregate File.....	21
<b>CHAPTER 3: SUPPORTING TABLES.....</b>	<b>23</b>
<b>CHAPTER 4: FIELD NAMES AND DESCRIPTIONS .....</b>	<b>25</b>
<b>GLOSSARY.....</b>	<b>38</b>



# PREFACE

## CUSTOMER RESOURCE CENTER

### Technical & Customer Support

The Micromedex product staff of technical and service experts has one goal - to quickly take care of your needs so that you are back to optimal performance with our solutions.

Our Customer Resource Center is available to all of our customers free of charge, and can be your single point of contact for the following services:

- Clinical Content Requests
- Technical Support Requests
- Product Use Support
- Product Enhancement Requests

### 24/7 Phone Support

**United States & Canada:**

Phone: **1-877-843-6796**

**Outside the United States & Canada:**

Phone: **1-303-354-4100**

## Email Support

Email Micromedex at:  
[ProductSupport@Merative.com](mailto:ProductSupport@Merative.com)

Technical support requests will be managed according to the guidelines shown below:

General Guidelines	Priority	Maximum Initial Response and Assessment
<p><b>After business hours:</b></p> <p><b>Voice mail messages</b> will be returned in the order they are received. Priority is assigned at that time.</p> <p><b>Email</b> requests received outside of business hours will be assigned a priority level the following business day.</p>	<p><b>Critical Priority</b>                      Multiple users cannot access or use major product functionality</p>	<p>Within 4 hours</p>
	<p><b>High Priority</b>                      Missing or inaccurate data or functionality</p>	<p>Within 1 business day</p>
	<p><b>Medium Priority</b>                      One user cannot access or use major product functionality</p>	<p>Within 2 business days</p>
	<p><b>Low Priority</b>                      General questions or enhancement requests</p>	<p>Within 5 business days</p>

## Total Support Solutions

We stand behind our products and our customers and believe that the *total* customer-experience is what differentiates us from the competition. Our total support solution offers top-notch service, training, and support to ensure you are able to realize all the benefits our products offer.

As part of our total support solution we will:

- **Provide flexible training** opportunities, such as webinars, on-site classes, unit-to-unit specialized training, eLearning, and more, to help you and all users at your site stay current on Micromedex solutions.
- Solve questions and issues promptly with our **24/7 technical support**
- **Ask you for your input** on how we can continue to improve our products and services
- **Make it easy to do business with us** - on all fronts

Ask your Client Success Manager or Sales Executive how we can help you.

## ABOUT THIS MANUAL

This manual is divided into four chapters, and a glossary. Each chapter has the following description:

- Chapter 1 contains the RED BOOK Product Overview.
- Chapter 2 contains the RED BOOK File Layout.
- Chapter 3 contains a listing of the supporting tables.
- Chapter 4 contains both the field names and descriptions, and the supporting table names and descriptions for the RED BOOK files.
- The Glossary contains definitions for most of the terms used in this manual.



## ACRONYMS AND ABBREVIATIONS

This manual contains the following acronyms and abbreviations.

Acronym or Abbreviation	Description
<b>ASCII</b>	American Standard Code for Information Interchange
<b>AWP</b>	Average Wholesale Price
<b>CLA</b>	Customer License Agreement
<b>CMS</b>	Centers for Medicare and Medicaid Services. <b>Note:</b> Formerly called Health Care Financing Administration (HCFA).
<b>CPT® Codes<sup>1</sup></b>	Current Procedural Terminology codes. These codes are Level I HCPS codes.
<b>DEA</b>	Drug Enforcement Agency
<b>DESI</b>	Drug Efficacy Study Implementation
<b>DP</b>	Direct Price
<b>FDA</b>	Food and Drug Administration
<b>FUL</b>	Federal Upper Limit
<b>GCC</b>	Generic Class Code
<b>GCR</b>	Generic Cross Reference Code
<b>GFC</b>	Generic Formulation Code
<b>HCPCS</b>	Healthcare Common Procedure Coding System
<b>J-Codes</b>	Level II HCPS codes
<b>NCPDP</b>	National Council for Prescription Drug Programs
<b>NDA</b>	Non-Disclosure Agreement
<b>NDC</b>	National Drug Code
<b>OTC</b>	Over the Counter
<b>PREA</b>	Product Evaluation Agreement
<b>RB</b>	RED BOOK
<b>SRP</b>	Suggested Retail Price
<b>TC</b>	Therapeutic Classification
<b>TLA</b>	Trial License Agreement
<b>UMC</b>	UltiMedex Code
<b>WAC</b>	Wholesale Acquisition Price

<sup>1</sup> CPT® copyright 2017 American Medical Association. All rights reserved.



# CHAPTER 1: Micromedex® RED BOOK® PRODUCT OVERVIEW

The Micromedex® RED BOOK® database files provide prices and descriptions for prescription and over-the-counter pharmaceuticals, chemicals used for compounding, and medical devices and supplies. Virtually every drug product approved by the Food and Drug Administration (FDA) for manufacture and distribution appears as a record in the RED BOOK database files. A sample of the type of information available is as follows:

- Brand and Generic Name
- National Drug Code (NDC) Number
- Dosage Form, Strength, Route of Administration
- Package Size
- Single-source, Drug Efficacy Study Implementation (DESI), Repackaged Products
- Controlled Substances
- Maintenance Drugs
- Orange Book Codes
- J-Codes

Healthcare professionals use the RED BOOK database files to perform the following functions:

- Billing
- Analysis and auditing
- Establishing and maintaining reimbursement levels
- Pricing analysis
- Establishing and managing drug formularies
- Drug utilization review and cost containment
- Competitive and market analysis
- Forecasting and pricing research

## PRODUCT AVAILABILITY

Subscribers can choose between the following RED BOOK database files:

Database File	Description
<b>RED BOOK Select</b>	<b>RED BOOK Select</b> features over 40 fields of prices and descriptions and is a subset of the RB Expanded data set.
<b>RED BOOK Expanded</b>	<b>RED BOOK Expanded</b> features over 100 fields of prices and descriptions and includes J-Code supporting tables.
<b>RED BOOK Advanced</b>	<p><b>RED BOOK Advanced</b> features all of the information contained in RED BOOK Expanded as well as the following enhanced functionality:</p> <ul style="list-style-type: none"> <li>• UltiMedex Code</li> <li>• Script ID</li> <li>• Composite Generic ID</li> <li>• Composite Size ID</li> <li>• Generic Pricing</li> </ul>
<b>J-Code Relational Table and J-Code Aggregate File</b>	<p><b>The J-Code Relational Table</b> and the <b>J-Code Aggregate File</b> contain detailed J-Code information and are sold separately. See <a href="#">J-Code Files</a> in Chapter 2 for details.</p>

## UPDATE FREQUENCY AND FILE FORMATS

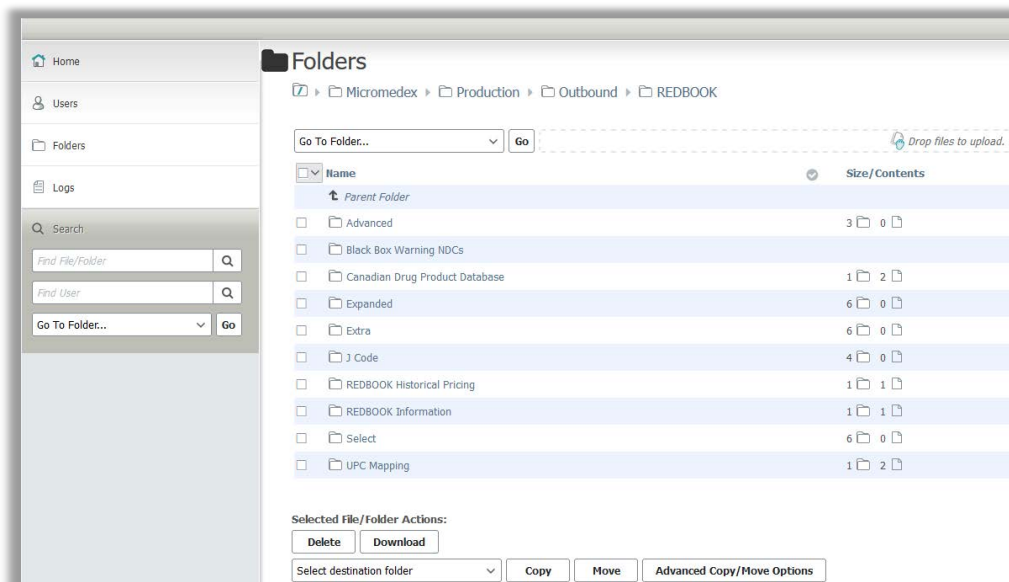
Updates to the database files are made daily and maintained in a content management system that accommodates a variety of formats and update frequencies. Files are delivered through a secure download site. A schedule for the year is available on the secure download site. For holiday dates, files will be delivered on the next business day.

The Update and Master files are provided to customers via the Micromedex Secure Downloads site (<https://ftp2.medstat.com>) according to their update frequency.

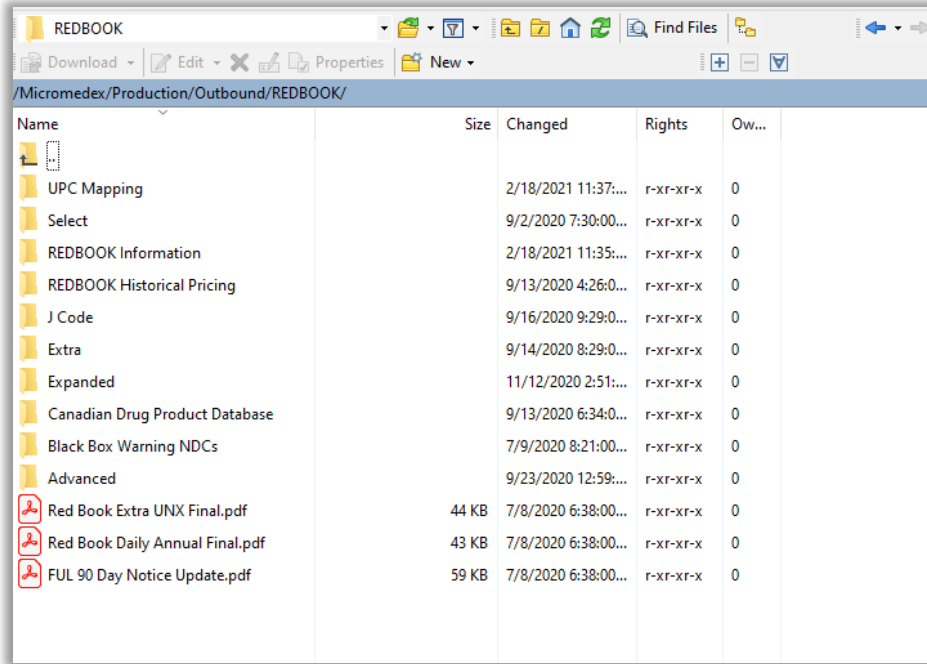
Follow these steps to download the files.

1. Access <https://ftp2.medstat.com> via a browser or ftp client.
2. Login with your username and password provided to you in an email titled *New User Account for Micromedex (ftp2.medstat.com)*
3. Navigate to the Micromedex/Production/Outbound/REDBOOK

### Browser Example



## FTP Client (WinSCP) Example



The following table contains the update frequencies for each RED BOOK file.

Deliverable	File Format	Fixed vs. Delimited	Update Frequency/Download Availability
<b>RED BOOK Select</b>	ASCII (text files)	Fixed	Daily by 6:00PM Weekly/every Monday by 6:00PM Monthly/first day of each month Quarterly - See schedule located on secure download site Annual/February 1 <sup>st</sup>
<b>RED BOOK Expanded</b>	ASCII (text files)	Fixed	Daily by 6:00PM Weekly/ every Monday by 6:00PM Monthly/ first day of each month Quarterly/See schedule located on secure download site Annual/February 1 <sup>st</sup>
<b>RED BOOK Advanced</b>	ASCII (relational tables)	Fixed	Weekly/ every Tuesday by 6:00PM Monthly/ first day of each month
<b>J-Code Relational Table</b>	ASCII (text files)	Delimited	Quarterly/ See schedule located on secure download site
<b>J-Code Aggregate File</b>	ASCII (text files)	Delimited	Quarterly/ See schedule located on secure download site

Customers can choose to receive changes to the RED BOOK data as Update files or Master files.

**Note:** The J-Code Relational and Aggregate Files are only available as Master files. Daily files are only available as Update files.

Update files contain records that have changed since the last file download as well as those that are new, reactivated, or flagged for deactivation.

Master files contain the entire directory, which includes not only records that have changed (for example, new, reactivated, deactivated, or updated fields) but also those records that have not changed.

## Sample Files and Documentation

Sample files and detailed documentation for each of the RED BOOK and J-Code products are available through a secure download site. In order to receive a user name and password, customers must sign a non-disclosure agreement (PREA, TLA, CLA, NDA or beta agreement). The sample download site is located at <https://ftp2.medstat.com>. Customers are required to register in order to access the sample data.

## AVERAGE WHOLESALER PRICE (AWP) POLICY

Revised: October 11, 2020

The Average Wholesale Price (AWP) as published by Micromedex is in most cases the manufacturer's suggested AWP and does not reflect the *actual* AWP charged by a wholesaler. Micromedex bases the AWP data it publishes on the following:

- AWP is reported by the manufacturer<sup>1</sup>(1), or
- AWP is calculated based on a markup specified by the manufacturer. This markup is typically based on the Wholesale Acquisition Cost (WAC) or Direct Price (DIRP), as provided by the manufacturer, but may be based on other pricing data provided by the manufacturer, or
- Suggested Wholesale Price (SWP) is reported by the manufacturer

When the manufacturer does not provide an AWP, an SWP, or a markup formula from which AWP can be calculated, Micromedex will calculate the AWP by applying a standard 20% markup over the manufacturer-supplied WAC. If a WAC is not provided, the standard markup will be applied to the DIRP.

When the manufacturer supplies an SWP, the Micromedex AWP for that drug will be the manufacturer's reported SWP, even if the manufacturer supplies a WAC, DIRP or both. Consequently, the published AWP may be greater than a 20% markup over the manufacturer-supplied WAC or DIRP.

Please note that Micromedex does not perform any independent analysis to determine or calculate the actual AWP paid by providers<sup>2</sup> to wholesalers. Micromedex also does not independently investigate the actual WAC paid by wholesalers to manufacturers or DIRP paid by providers to manufacturers. Micromedex relies on the manufacturers to report the values for these categories as described above.

Micromedex provides a list of the manufacturers that do not provide an AWP or a markup formula.

For more information on this list, please email Micromedex Technical Support at

[ProductSupport@Merative.com](mailto:ProductSupport@Merative.com)

Please refer to this AWP Policy as you review the pricing information contained in the Micromedex products.

---

<sup>1</sup>The term "manufacturer" includes manufacturers, distributors, repackagers, and private labelers.

<sup>2</sup>The term "provider" includes retailers, hospitals, physicians, and others buying either from the wholesaler or directly from the manufacturer for distribution to a patient.



## CHAPTER 2: RED BOOK FILE LAYOUT

Each record within the RED BOOK files contain data that pertains to the following categories:

- [Record Maintenance Data](#)
- [National Drug Code \(NDC\) Data](#)
- [Product Description Data](#)
- [Price Data](#)


Details on the enhanced data included with RED BOOK Advanced and J-Code information are also provided below.











### RECORD MAINTENANCE DATA

Record maintenance data specifies whether the record has been added, deactivated, reactivated, or used to update an existing record. The table below identifies the specific fields in the RED BOOK Select, RED BOOK Expanded, and RED BOOK Advanced ASCII files. Click the [🔗](#) icon to hyperlink to the field name description.

Field Name	RB Select	RB Expanded	RB Advanced
<a href="#">🔗</a> Record Change Indicator	•	•	•
<a href="#">🔗</a> Record Change Date		•	•
<a href="#">🔗</a> Price Change Date		•	•
<a href="#">🔗</a> Add Indicator		•	•
<a href="#">🔗</a> Add Date		•	•
<a href="#">🔗</a> Deactivate Indicator		•	•
<a href="#">🔗</a> Deactivate Date		•	•
<a href="#">🔗</a> Reactivate Indicator		•	•
<a href="#">🔗</a> Reactivate Date		•	•

## NATIONAL DRUG CODE (NDC) DATA

NDC data includes the current and previous NDC number (if applicable) in 5-4-2 and Standard 10 formats. The table below identifies the specific fields available in the RED BOOK Select, RED BOOK Expanded, and RED BOOK Advanced ASCII files. Click the  icon to hyperlink to the field name description.

Field Name	RB Select	RB Expanded	RB Advanced
<a href="#"> NDC 5-4-2 Format</a>	•	•	•
<a href="#"> NDC Original Configuration Code</a> See Note below.	•	•	•
<a href="#"> NDC Standard 10 Format</a>		•	•
<a href="#"> NDC Change Flag</a>		•	•
<a href="#"> Previous NDC 5-4-2 Format</a>	•	•	•
<a href="#"> Previous NDC Original Configuration Code</a>	•	•	•
<a href="#"> Previous NDC Standard 10 Format</a>		•	•
<a href="#"> Previous NDC - AWP Effective Date</a>		•	•
<a href="#"> Previous NDC – AWP Package Price</a>		•	•
<a href="#"> Previous NDC - Discontinuation Date</a>	•	•	•

\* **NOTE:** The following table contains the names assigned to the NDC Original Configuration Code field in the RED BOOK deliverables:

Deliverable	Element (Field) Name
RED BOOK Advanced	PACKAGE_CODE_CONFIG
RED BOOK Select	ndcOrigConfig
RED BOOK Expanded	ndcOrigConfig

## PRODUCT DESCRIPTION DATA

Product description data contains the following information:

Product's dosage form	Strength
Route of administration	Package size
Drug Efficacy Study Implementation (DESI) status	Orange Book codes
Controlled substance classification	Sales volume ranking based on number of prescriptions dispensed

Products can also be identified as unit dose, single source, or maintenance drugs using special indicators that appear in the record.

Unique numbering systems are used to identify products with common generic ingredients, generic formulations, and therapeutic classifications, and allows for comparisons within and across classes.

The table below identifies the specific fields available in the RED BOOK Select, RED BOOK Expanded, and RED BOOK Advanced ASCII files. Click the [🔗](#) icon to hyperlink to the field name description.

Field Name	RB Select	RB Expanded	RB Advanced
<a href="#">🔗</a> Additional Description	•	•	
<a href="#">🔗</a> DEA Class Code	•	•	•
<a href="#">🔗</a> DESI Drug Indicator	•	•	•
<a href="#">🔗</a> DESI Effective Date		•	•
<a href="#">🔗</a> Dispensing Unit Flag		•	•
<a href="#">🔗</a> Exceptional Drug Indicator	•	•	•
<a href="#">🔗</a> Form Code	•	•	•
<a href="#">🔗</a> Generic Class Code		•	•
<a href="#">🔗</a> Generic Cross Reference Code	•	•	•
<a href="#">🔗</a> Generic Formulation Code	•	•	•
<a href="#">🔗</a> Maintenance Drug Indicator		•	•
<a href="#">🔗</a> Manufacturer Code		•	•
<a href="#">🔗</a> Manufacturer Name	•	•	•

Field Name	RB Select	RB Expanded	RB Advanced
<a href="#">🔗 Master Form Code</a>	•	•	•
<a href="#">🔗 Measure Code</a>	•	•	•
<a href="#">🔗 Metric Size</a>		•	•
<a href="#">🔗 Modified NDC Label</a>			•
<a href="#">🔗 Orange Book Code</a>		•	•
<a href="#">🔗 Orange Book Standard Flag</a>		•	•
<a href="#">🔗 Package Quantity Codes</a>	•	•	•
<a href="#">🔗 Package Size</a>	•	•	•
<a href="#">🔗 Product Category Code</a>	•	•	
<a href="#">🔗 Product Name</a>	•	•	•
<a href="#">🔗 Product Weight/Volume</a>	•	•	•
<a href="#">🔗 Route of Administration Code</a>	•	•	•
<a href="#">🔗 Route Code</a>			•
<a href="#">🔗 Package Description Code</a>			•
<a href="#">🔗 Single Source Indicator</a>	•	•	•
<a href="#">🔗 Solid/Liquid Indicator</a>	•	•	•
<a href="#">🔗 Standard Package Size</a>		•	•
<a href="#">🔗 Standard Unit of Measure</a>		•	•
<a href="#">🔗 Strength</a>	•	•	•
<a href="#">🔗 Strength Code</a>			•
<a href="#">🔗 Therapeutic Class Code</a>	•	•	•
<a href="#">🔗 Top Volume Ranking</a>		•	•
<a href="#">🔗 Unit Dose Flag</a>	•	•	•

## PRICE DATA

Price data provides the product’s current, previous, and second previous prices in the following categories: Average Wholesale Price (AWP), Wholesale Acquisition Cost (WAC), Direct Price (DP), Federal Upper Limit (FUL), and Suggested Retail Price (SRP). All prices are provided in package and unit terms with an associated effective date.

The table below identifies the specific fields available in the RED BOOK Select, RED BOOK Expanded, and RED BOOK Advanced ASCII files. Click the [🔗](#) icon to hyperlink to the field name description.

Field Description	RB Select	RB Expanded	RB Advanced
▲ AWP Start Indicator		•	•
▲ AWP Current Package Price	•	•	•
▲ AWP Current Unit Price	•	•	•
▲ AWP Current Price Effective Date	•	•	•
▲ AWP 1st Previous Package Price		•	•
▲ AWP 1st Previous Unit Price	•	•	•
▲ AWP 1st Previous Price Effective Date		•	•
▲ AWP 2nd Previous Package Price		•	•
▲ AWP 2nd Previous Unit Price		•	•
▲ AWP 2nd Previous Price Effective Date		•	•
▲ WAC Start Indicator		•	•
▲ WAC Current Package Price		•	•
▲ WAC Current Unit Price		•	•
▲ WAC Current Price Effective Date		•	•
▲ WAC 1st Previous Package Price		•	•
▲ WAC 1st Previous Unit Price		•	•
▲ WAC 1st Previous Price Effective Date		•	•
▲ WAC 2nd Previous Package Price		•	•
▲ WAC 2nd Previous Unit Price		•	•
▲ WAC 2nd Previous Price Effective Date		•	•
▲ DP Start Indicator		•	•
▲ DP Current Package Price		•	•
▲ DP Current Unit Price		•	•
▲ DP Current Price Effective Date		•	•
▲ DP 1st Previous Package Price	•	•	•
▲ DP 1st Previous Unit Price	•	•	•
▲ DP 1st Previous Price Effective Date	•	•	•
▲ DP 2nd Previous Package Price		•	•
▲ DP 2nd Previous Unit Price	•	•	•
▲ DP 2nd Previous Price Effective Date		•	•
▲ FUL Start Indicator		•	•
▲ FUL Current Package Price	•	•	•
▲ FUL Current Unit Price	•	•	•
▲ FUL Current Price Effective Date	•	•	•
▲ FUL 1st Previous Package Price		•	•

Field Description	RB Select	RB Expanded	RB Advanced
<a href="#">▲ FUL 1st Previous Unit Price</a>	•	•	•
<a href="#">▲ FUL 1st Previous Price Effective Date</a>		•	•
<a href="#">▲ FUL 2nd Previous Package Price</a>		•	•
<a href="#">▲ FUL 2nd Previous Unit Price</a>		•	•
<a href="#">▲ FUL 2nd Previous Price Effective Date</a>		•	•
<a href="#">▲ SRP Start Indicator</a>		•	•
<a href="#">▲ SRP Current Package Price</a>		•	•
<a href="#">▲ SRP Current Unit Price</a>		•	•
<a href="#">▲ SRP Current Price Effective Date</a>		•	•
<a href="#">▲ SRP 1st Previous Package Price</a>		•	•
<a href="#">▲ SRP 1st Previous Unit Price</a>		•	•
<a href="#">▲ SRP 1st Previous Price Effective Date</a>		•	•
<a href="#">▲ SRP 2nd Previous Package Price</a>		•	•
<a href="#">▲ SRP 2nd Previous Unit Price</a>		•	•
<a href="#">▲ SRP 2nd Previous Price Effective Date</a>		•	•

## ENHANCED DATA

The enhanced data listed below is only featured in the RED BOOK Advanced relational database files. Click the [🔗](#) icon to hyperlink to the element description.

Element Name	RB Select	RB Expanded	RB Advanced
<a href="#">🔗</a> Alternate Form ID			•
<a href="#">🔗</a> Composite Generic ID			•
<a href="#">🔗</a> Composite Size ID			•
<a href="#">🔗</a> Package ID			•
<a href="#">🔗</a> Product ID			•
<a href="#">🔗</a> Product Name ID			•
<a href="#">🔗</a> Script Identifier			•
<a href="#">🔗</a> UltiMedex Code			•

## J-CODE FILES

J-Codes are a series of reimbursement codes created by the Centers for Medicare and Medicaid Services (CMS) to allow Medicare and Medicaid providers and carriers to communicate their services in a consistent manner and validate fee schedules through standardized coding. While originally developed for Medicare and Medicaid use, this nationally recognized coding system is required by many private insurance carriers for claims reimbursements. J-Codes are most often associated with drugs administered as part of an office-based procedure, such as injectables and drugs used in chemotherapy.

Due to the many-to-many relationship between J-Codes and NDC numbers, this data appears as a table instead of a field in the standard RED BOOK product record. Customers have the following J-Code file options:

- [J-Code Relational Table](#)
- [J-Code Aggregate File](#)

### J-Code Relational Table

**Filename: jrel.rpt**

The J-Code Relational Table is delivered in delimited length ASCII format and includes the following fields.

Record Order Number	Field Name
1	J-Code
2	J-Code description
3	NDC (5-4-2 format)
4	Product Name

#### Example:

J-Code J0697- Injection, sterile cefuroxime sodium, per 750 mg would appear as follows:

```
J0697|PER 750 MG|00173035231|ZINACEF|
J0697|PER 750 MG|00173035332|ZINACEF|
J0697|PER 750 MG|00173042400|ZINACEF|
J0697|PER 750 MG|00173043600|ZINACEF|
J0697|PER 750 MG|00781391896|CEFUROXIME SODIUM|
J0697|PER 750 MG|63323035210|CEFUROXIME SODIUM|
```

If a customer is interested in more detailed J-Code information, such as mean price, they need to purchase the J-Code aggregate file.



## J-Code Aggregate File

### Filename: jagg.rpt

The J-Code Aggregate File provides NDC-level information and applies criteria based on product availability, administration, and reuse. The purpose of the file is to deliver AWP benchmark pricing statistics by J-Code. This file can be used to establish or validate billing and reimbursement guidelines or to automate the research-intensive process of fee schedule updates.

The J-Code Aggregate File is delivered in delimited length ASCII format, and includes the following fields:

Record Order Number	Field Name
1	J-Code
2	Mean for all products
3	Mean for brand products
4	Mean for generic products
5	Median for all products
6	Median for brand products
7	Low price for brand products
8	High price for brand products
9	Median for generic products
10	Low price for generic products
11	High price for generic products

### Example:

J-Code J0697- Injection, sterile cefuroxime sodium, per 750 mg would appear as follows:

J0697|8.37|7.64|9.83|7.18|7.18|6.76|9.46|9.83|6.76|12.90|



## CHAPTER 3: SUPPORTING TABLES

Supporting tables provide a mapping from fields in the drug file(s) to the appropriate code table. For example, the Orange Book table provides the textual description of the codes used to populate the Orange Book field in the drug file.









The table below identifies the supporting tables available with the RED BOOK Select, RED BOOK Expanded, and RED BOOK Advanced ASCII files. Click the  icon to hyperlink to the field name description.

Table Name	RB Select	RB Expanded	RB Advanced
<a href="#"> Allergen Code</a>			
<a href="#"> Clinical Route Code</a>			
<a href="#"> Composite Generic Type Code</a>			•
<a href="#"> Composite Size Price</a>			•
<a href="#"> DEA Class Code</a>	•	•	•
<a href="#"> Diagnosis Concept</a>			
<a href="#"> Exceptional Drug Indicator Code</a>	•	•	•
<a href="#"> Expanded Generic Cross Reference Code</a>		•	
<a href="#"> Expanded Product Strength Code</a>		•	
<a href="#"> Form Code</a>	•	•	•
<a href="#"> Generic Cross Reference</a>	•	•	
<a href="#"> Generic Device Table</a>			•
<a href="#"> Generic Formulation Code</a>	•	•	•
<a href="#"> Ingredient Code</a>			•
<a href="#"> Labeler Code</a>	•	•	•
<a href="#"> Limited Distribution Code</a>			•
<a href="#"> Manufacturer Code</a>	•	•	•
<a href="#"> Master Form Code</a>	•	•	•
<a href="#"> Measure Code</a>	•	•	•
<a href="#"> Orange Book Code</a>	•	•	•
<a href="#"> Package Code – Composite Size ID</a>			•
<a href="#"> Package Description Code</a>			•
<a href="#"> Package ID/Expanded Strength Linking</a>	•	•	
<a href="#"> Price Type Code</a>			•
<a href="#"> Product Category Code</a>	•	•	
<a href="#"> Route of Administration Code</a>	•	•	•
<a href="#"> Strength Code</a>	•	•	•
<a href="#"> Strength Qualifiers</a>			•

Table Name	RB Select	RB Expanded	RB Advanced
<a href="#"> Therapeutic Class Code</a>	•	•	•
<a href="#"> UltiMedex Code</a>			•
<a href="#"> UltiMedex Code TC</a>			•
<a href="#"> UltiMedex Code Active Ingredient</a>			•
<a href="#"> UltiMedex Code Route</a>			•
<a href="#"> UltiMedex Code Dosage Form</a>			•
<a href="#"> UltiMedex Code Strength</a>			•

## CHAPTER 4: FIELD NAMES AND DESCRIPTIONS

The following table describes the fields available in the RED BOOK files. For mapping field names to RED BOOK files, consult the RED BOOK [File Layout](#) section of this document.

Field Name	Field Description
<b>Add Date</b>	The effective date of the product record's addition to the database.
<b>Additional Description</b>	A description that provides further information on product characteristics not captured in other data fields. These additional descriptions include details of packaging and preparation, such as "dialpak," "fliptop vial," "premixed," and "micronized."  Flavors might be listed. Information on package dimensions might also be provided -- for example, "2 x 5 x 10"—and descriptive material such as "sulfite-free," "refill," and "non-drowsy."
<b>Add Indicator</b>	An indicator that specifies whether the product record is to be added to the database. If an "A" is in this field, the product record is to be added to the database.
<b>Alternate Form ID</b>	A code that is used to identify the base or salt of the ingredient. This code is used in combination with the Ingredient ID to define the exact ingredient for the drug product. The Alternate Form ID is only available through the RED BOOK Advanced relational database files.
<b>Average Wholesale Price (AWP) Start Indicator</b>	A code that provides the product's nationally recognized suggested wholesale price based on data obtained from manufacturers, distributors, and other suppliers.  If "01" is in this field, the following AWP information appears:  <b>Average Wholesale Price (AWP) Current Package Price</b> The field that contains the current DP (package). If this field is blank, no DP information will be found.  <b>Average Wholesale Price (AWP) Current Unit Price</b> The field that contains the current AWP unit price. If this numeric price field is empty, the output will be "0" instead of blank.  <b>Average Wholesale Price (AWP) Current Price Effective Date</b> The field that contains the current AWP effective date. If this numeric price field is empty, the output will be "0" instead of blank.  <b>Average Wholesale Price (AWP) 1st Previous Package Price</b> The field that contains the first previous AWP per package. If this numeric price field is empty, the output will be "0" instead of blank.

Field Name	Field Description
	<p><b>Average Wholesale Price (AWP) 1st Previous Unit Price</b> The field that contains the first previous AWP per unit. If this numeric price field is empty, the output will be "0" instead of blank.</p> <p><b>Average Wholesale Price (AWP) 1st Previous Price Effective Date</b> The field that contains the first previous AWP effective date. If this numeric price field is empty, the output will be "0" instead of blank.</p> <p><b>Average Wholesale Price (AWP) 2nd Previous Package Price</b> The field that contains the second previous AWP per package. If this numeric price field is empty, the output will be "0" instead of blank.</p> <p><b>Average Wholesale Price (AWP) 2nd Previous Unit Price</b> The field that contains the second previous AWP per unit. If this numeric price field is empty, the output will be "0" instead of blank.</p> <p><b>Average Wholesale Price (AWP) 2nd Previous Price Effective Date</b> The field that contains the second previous AWP effective date. If this numeric price field is empty, the output will be "0" instead of blank.</p>
<p><b>Composite Generic ID</b></p>	<p>An identifier that defines a drug product by its active ingredients, route, dosage form, and strength.</p> <p>For single component drug products, this identifier has a one-to-one relationship with the Generic Formulation ID.</p> <p>For multi-component drugs, such as Helidac or birth control pills, the Composite Generic ID represents one or many Generic Formulation IDs. Separate Generic Formulation IDs exist for each component of these products. Composite Generic ID is only available through the RED BOOK Advanced relational database files.</p>
<p><b>Composite Size ID</b></p>	<p>An Identifier that groups the following codes:</p> <p>(a) Package codes that share the same Composite Generic IDs and packaging.</p> <p>(b) Package codes that have the same apothecary package size converted to metrics.</p> <p><b>Note:</b> Composite Size ID is only available through the RED BOOK Advanced relational database files.</p>
<p><b>Deactivate Date</b></p>	<p>The effective date of the product record's deactivation.</p>
<p><b>Deactivate Indicator</b></p>	<p>A code that specifies whether the record is deactivated or inactive. If a "D" is in this field, the product is deactivated or inactive and the record is deactivated from the current database.</p>

CHAPTER 4: FIELD NAMES AND DESCRIPTIONS

Field Name	Field Description
<b>DEA Class Code</b>	A code that indicates the class to which the Drug Enforcement Agency (DEA) has assigned the product under the Controlled Substances Act of 1970.
<b>DESI Drug Indicator</b>	An indicator that the product “lacks substantial evidence of effectiveness,” as determined by the FDA’s DESI review.
<b>DESI Effective Date</b>	The date on which the FDA categorized the product as a DESI drug.
<b>Dispensing Unit Flag</b>	A flag that confirms that the product is dispensed by weight or volume in a single container.
<b>Direct Price (DP) Start Indicator</b>	<p>A code that specifies manufacturer pricing to direct-buying retailers. If this field is blank, no DP information will be found. If “02” is in this field, the following DP information appears:</p> <p><b>Direct Price (DP) Current Package Price</b> The field that contains the current DP (package). If this field is blank, no DP information will be found.</p> <p><b>Direct Price (DP) Current Unit Price</b> The field that contains the current DP (unit). If this field is blank, no DP information will be found.</p> <p><b>Direct Price (DP) Current Price Effective Date</b> The field that contains the current DP effective date. If this field is blank, no DP information will be found.</p> <p><b>Direct Price (DP) 1st Previous Package Price</b> The field that contains the first previous DP (package). If this field is blank, no DP information will be found.</p> <p><b>Direct Price (DP) 1st Previous Unit Price</b> The field that contains the first previous DP (unit). If this field is blank, no DP information will be found.</p> <p><b>Direct Price (DP) 1st Previous Price Effective Date</b> The field that contains the first previous DP effective date. If this field is blank, no DP information will be found.</p> <p><b>Direct Price (DP) 2nd Previous Package Price</b> The field that contains the second previous DP (package). If this field is blank, no DP information will be found.</p> <p><b>Direct Price (DP) 2nd Previous Unit Price</b> The field that contains the second previous DP (unit). If this field is blank, no DP information will be found.</p> <p><b>Direct Price (DP) 2nd Previous Price Effective Date</b> The field that contains the second previous DP effective date. If this field is blank, no DP information will be found.</p>
<b>Exceptional Drug Indicator</b>	An indicator that identifies products that may be excluded from coverage by certain third-party programs.
<b>Form Code</b>	A code that specifies designates the dosage form or the type of medical supply.

Field Name	Field Description
<p><b>Federal Upper Limit (FUL) Start Indicator</b></p>	<p>An indicator that specifies the maximum amount of federal financial participation for Medicaid reimbursement for certain therapeutically equivalent multi-source drugs as determined by HCFA.</p> <p>If this field is blank, there is no FUL information.</p> <p>If the code "03" is in this field, the following FUL information appears:</p> <p><b>Federal Upper Limit (FUL) Current Package Price</b> The field that contains the current FUL package price. If this field is blank, no FUL information will be found.</p> <p><b>Federal Upper Limit (FUL) Current Unit Price</b> The field that contains the current FUL unit price. If this field is blank, no FUL information will be found.</p> <p><b>Federal Upper Limit (FUL) Current Price Effective Date</b> The field that contains the current FUL price effective date. If this field is blank, no FUL information will be found.</p> <p><b>Federal Upper Limit (FUL) 1st Previous Package Price</b> The field that contains the first previous FUL package price. If this field is blank, no FUL information will be found.</p> <p><b>Federal Upper Limit (FUL) 1st Previous Unit Price</b> The field that contains the first previous FUL unit price. If this field is blank, no FUL information will be found.</p> <p><b>Federal Upper Limit (FUL) 1st Previous Price Effective Date</b> The field that contains the first previous FUL price effective date. If this field is blank, no FUL information will be found.</p> <p><b>Federal Upper Limit (FUL) 2nd Previous Package Price</b> The field that contains the second previous FUL package price. If this field is blank, no FUL information will be found.</p> <p><b>Federal Upper Limit (FUL) 2nd Previous Unit Price</b> The field that contains the second previous FUL unit price. If this field is blank, no FUL information will be found.</p> <p><b>Federal Upper Limit (FUL) 2nd Previous Price Effective Date</b> The field that contains the second previous FUL price effective date. If this field is blank, no FUL information will be found.</p>
<p><b>Generic Class Code (GCC)</b></p>	<p>A unique 8-digit code given to any group of products with identical entries in the following fields: Generic Cross Reference; Therapeutic Class Code; Master Form Code; Route of Administration; Strength; Package Quantity Code; Package Size; Product Weight/Volume.</p>
<p><b>Generic Cross Reference Code (GCR)</b></p>	<p>A unique 6-digit code assigned to all products that contain the same set of active ingredients. By extracting all records containing this code, users can identify comparable products regardless of trade or generic name.</p>



Field Name	Field Description								
<b>Generic Formulation Code (GFC)</b>	A unique 6-digit code identifying drugs with common active ingredients, master dosage form, strength, and route of administration. The GFC is not manufacturer or package size specific, and can therefore be used in preparation of drug utilization reports and analysis of generic alternatives for substitution and formulary development. The GFC may also be used within pharmacy and claims administration systems as an efficient means of linking NDC numbers to clinical screening functions.								
<b>Maintenance Drug Indicator</b>	An indicator that identifies products typically used on a continuing basis, as well as drugs that may be used for maintenance therapy in certain cases.								
<b>Manufacturer Code</b>	A six digit numeric code used to associate product records with manufacturer information that is delivered in an associated relational file.								
<b>Manufacturer Name</b>	The name of the company that markets the product. The name appearing in this field corresponds to the FDA-registered labeler name identified by the five-digit labeler code on the NDC number. Therefore, names appearing in this field will include distributors and repackagers in addition to original manufacturers.								
<b>Master Form Code</b>	A code that specifies the dosage form or the type of medical supply.								
<b>Measure Code</b>	A code that specifies the labeled unit of measure in which Package Size or Product Weight/Volume is expressed.								
<b>Metric Size</b>	A field that specifies the size either in metric units, or by number of items, the total amount of the product contained in the package to which the record pertains.								
<b>Modified NDC Label</b>	A field that specifies the following abbreviated labeling information for a product: brand name, dosage form, and strength.								
<b>NDC 5-4-2 Format</b>	A field that specifies the 5-4-2 configuration of the product's current NDC number, with embedded dashes. <b>Note:</b> If the product carries a Universal Product Code or Health-Related Item number, it is supplied in the NDC Standard 10 Format Field rather than this field.								
<b>NDC Original Configuration Code</b>	A code that specifies the original configuration of the product's NDC, Universal Product Code, or Health-Related Item number. The following table contains the names assigned to this field in the RED BOOK deliverables: <table border="1" data-bbox="652 1686 1310 1837"> <thead> <tr> <th>Deliverable</th> <th>Element (Field) Name</th> </tr> </thead> <tbody> <tr> <td>RED BOOK Advanced</td> <td>PACKAGE_CODE_CONFIG</td> </tr> <tr> <td>RED BOOK Select</td> <td>ndcOrigConfig</td> </tr> <tr> <td>RED BOOK Expanded</td> <td>ndcOrigConfig</td> </tr> </tbody> </table>	Deliverable	Element (Field) Name	RED BOOK Advanced	PACKAGE_CODE_CONFIG	RED BOOK Select	ndcOrigConfig	RED BOOK Expanded	ndcOrigConfig
Deliverable	Element (Field) Name								
RED BOOK Advanced	PACKAGE_CODE_CONFIG								
RED BOOK Select	ndcOrigConfig								
RED BOOK Expanded	ndcOrigConfig								

Field Name	Field Description
<b>NDC Standard 10 Format</b>	A field that specifies the product's current NDC, Universal Product Code, or Health-Related Item number in 10-digit format.
<b>NDC Change Flag</b>	A flag that signals a change in the product's NDC number.
<b>Orange Book Code</b>	A code that specifies FDA's therapeutic equivalence code for multi-source drug products.
<b>Orange Book Standard Flag</b>	A flag that marks the product as an "Orange Book Standard" drug, the benchmark to which equivalent generic products are compared during the approval process. Also known as Reference Listed Drugs, Orange Book Standard drugs set the bioequivalence criteria for their generic counterparts.
<b>Package Description Code</b>	Identifies the packaging that the Package_ID is available in. This identifier accesses the Package Description Table for a complete list of the acceptable values.
<b>Package ID</b>	An ID that is analogous to the NDC, UPC and HRI. The use of a separate code allows records to describe the history of NDC through changes and reuse. <b>Note:</b> Package ID is only available through the RED BOOK Advanced relational database files.
<b>Package Quantity Codes</b>	Codes that indicates the number of packages to which the prices in the record apply.
<b>Package Size</b>	A field that specifies the number of items, such as tablets, capsules, ampules, or packets, contained in this package to which the record pertains.
<b>Previous NDC - AWP Effective Date</b>	The effective date of the Average Wholesale Price in force immediately prior to the change in NDC.
<b>Previous NDC – AWP Package Price</b>	The Average Wholesale Price in force immediately prior to the product record's change in NDC.
<b>Previous NDC - Discontinuation Date</b>	The date on which the previous NDC was discontinued and the current NDC became effective.
<b>Previous NDC Standard 10 Format</b>	The product's previous NDC, Universal Product Code, or Health-Related Item.
<b>Price Change Date</b>	The date of the most recent price change in the product record.
<b>Product Category Code</b>	A code that specifies the product's prescription and trade name status. This code permits extraction of all records in a particular category, such as prescription generics or branded OTCs. Products of repackagers are coded separately to accommodate specialized processing.
<b>Product ID</b>	An ID that is analogous to the "NDC-9" in concept. This ID defines the drug product without any reference to packaging. <b>Note:</b> Product ID is only available through the RED BOOK Advanced relational database files.

Field Name	Field Description
<b>Product Name</b>	The name given to the product by the manufacturer. Micromedex reserves the right to modify the Product Name to make it consistent with the other products. This allows the products to sort consistently.
<b>Product Name ID</b>	An ID that defines a unique occurrence of a Product Name. This identifier was created to aid applications requiring unique instances of the Product Name for use in drug product selection menus or drop-down boxes. <b>Note:</b> Product Name ID is only available through the RED BOOK Advanced relational database files.
<b>Product Weight/Volume</b>	A field that specifies the size of one container of any product measured by weight or volume, for example, ampules, jars, bottles, and packets. <b>Note:</b> This field does not apply to products measured by item, such as tablets, capsules, or gauze pads; for such products, this field is left blank.
<b>Previous NDC 5-4-2 Format</b>	The product's previous NDC number.
<b>Previous NDC Original Configuration Code</b>	A code that specifies the original configuration of the product's previous NDC, Universal Product Code, or Health-Related Item number.
<b>Reactivate Date</b>	The effective date of the product record's reactivation.
<b>Reactivate Indicator</b>	If an "R" is in this field, the product record's status is to be changed from inactive to active, reinstating it in the current database.
<b>Record Change Date</b>	The date of the most recent change in the product record.
<b>Record Change Indicator</b>	Indicates a change in the product record.
<b>Route of Administration Code</b>	Identifies the product's intake or application method. Codes are represented by characters, for example, Transdermal = TD.
<b>Route Code</b>	Identifies the product's intake or application method. Codes are in numeric format, for example, Transdermal = 115000.
<b>Script Identifier (Script ID)</b>	A unique and persistent identifier that is a combination of drug name, route, dosage form, and strength. The drug name in the Script ID can represent the brand name, generic name, or a synonym name. <b>Note:</b> Script ID is only available through the RED BOOK Advanced relational database files. Also known as Script-ID.
<b>Single Source Indicator</b>	Identifies the product as trademarked, patent-protected drug generally available from only one source. If a "1" is in this field, the product is a single-source drug. If a blank is in this field, the product is available from more than one source. In those occasional instances when branded products are cross-licensed (e.g., Prinivil and Zestril), each carries the single-source indicator.

Field Name	Field Description
<b>Solid/Liquid Indicator</b>	The product's composition, and appears in all records.
<b>Standard Package Size</b>	<p>Indicates the amount of product contained in the package as defined by the billing unit standard of the National Council for Prescription Drug Programs (NCPDP). This amount corresponds directly to the NCPDP "Metric Decimal Quantity" field and is formatted as 5 digits before the decimal and 3 digits after (eg. 99999.999).</p> <p><b>Note:</b> Included with RB Expanded</p>
<b>Suggested Retail Price (SRP) Start Indicator</b>	<p>Provides the manufacturer's suggested retail price typically associated with OTC products.</p> <p>If this field is blank, no SRP information is found.</p> <p>If the code "04" is in this field, the following SRP information appears:</p> <p><b>Suggested Retail Price (SRP) Current Package Price</b> The field that contains the current SRP (package). If this field is blank, no SRP information will be found.</p> <p><b>Suggested Retail Price (SRP) Current Unit Price</b> The field that contains the current SRP (unit). If this field is blank, no SRP information will be found.</p> <p><b>Suggested Retail Price (SRP) Current Price Effective Date</b> The field that contains the current SRP effective date. If this field is blank, no SRP information will be found.</p> <p><b>Suggested Retail Price (SRP) 1st Previous Package Price</b> The field that contains the first previous SRP (package). If this field is blank, no SRP information will be found.</p> <p><b>Suggested Retail Price (SRP) 1st Previous Unit Price</b> The field that contains the first previous SRP (unit). If this field is blank, no SRP information will be found.</p> <p><b>Suggested Retail Price (SRP) 1st Previous Price Effective Date</b> The field that contains the first previous SRP effective date. If this field is blank, no SRP information will be found.</p> <p><b>Suggested Retail Price (SRP) 2nd Previous Package Price</b> The field that contains the second previous SRP (package). If this field is blank, no SRP information will be found.</p> <p><b>Suggested Retail Price (SRP) 2nd Previous Unit Price</b> The field that contains the second previous SRP (unit). If this field is blank, no SRP information will be found.</p> <p><b>Suggested Retail Price (SRP) 2nd Previous Price Effective Date</b> The field that contains the second previous SRP effective date. If this field is blank, no SRP information will be found.</p>

CHAPTER 4: FIELD NAMES AND DESCRIPTIONS

Field Name	Field Description
<b>Standard Unit of Measure</b>	The two-character abbreviation corresponding to valid units of measure per the NCPDP standard. The only valid values for this field are "ea," "gm," or "ml."
<b>Strength</b>	The strength of the product. Consistent with FDA nomenclature, the order in which strengths are listed corresponds to the alphabetical order of the active ingredients.
<b>Strength Code</b>	A numeric code that represents of the Strength field.
<b>Therapeutic Class Code</b>	The field that contains the therapeutic/pharmacologic category of the product. The RED BOOK Database classification system employs a 10-digit hierarchical code that categorizes drugs down to the generic ingredient level. The first 6 digits of the Therapeutic Class Code represent the AHFS Drug Information® Classification System which is being used under license through ASHP.
<b>Top Volume Ranking</b>	The top volume products' rankings as determined by syndicated market research studies. Volume rankings are updated annually based on the total number of prescriptions dispensed (new and refills) through retail pharmacy outlets. All forms and package sizes of the product are factored into the aggregate rank; therefore, each applicable NDC carries the same rank number. For products ranked below the top 1,000, this field is left blank.
<b>UltiMedex Code (UMC)</b>	UMC is a 25-character alphanumeric code composed of 9 subsets that show the therapeutic classes for a drug and its active ingredient set, dosage form, route, and strength. <b>Note:</b> UMC is only available through the RED BOOK Advanced relational database files.
<b>Unit Dose Flag</b>	If a "1" is in this field, the record pertains to a unit-dose container of the product. For all other products, the field is left blank.
<b>Wholesale Acquisition Cost (WAC) Start Indicator</b>	Provides manufacturer-quoted list prices to wholesale distributors. Alternatively referred to as "Net Wholesale" or "List Price" within the pharmaceutical industry, this field may be used in lieu of or in conjunction with AWP for product comparisons and trend analysis. This field is not reflective of bids, rebates, volume purchase agreements, or other types of exclusive contracts, which may alter the price charged on an account-specific basis. If this field is blank, no WAC information will be found. If the code "05" is in this field, the following WAC information appears: <b>Wholesale Acquisition Cost (WAC) Current Package Price</b> The field that contains the current WAC package price. If this field is blank, no WAC information will be found.

Field Name	Field Description
	<p><b>Wholesale Acquisition Cost (WAC) Current Unit Price</b> The field that contains the current WAC unit price. If this field is blank, no WAC information will be found.</p> <p><b>Wholesale Acquisition Cost (WAC) Current Price Effective Date</b> The field that contains the current WAC unit price effective date. If this field is blank, no WAC information will be found.</p> <p><b>Wholesale Acquisition Cost (WAC) 1st Previous Package Price</b> The field that contains the first previous WAC package price. If this field is blank, no WAC information will be found.</p> <p><b>Wholesale Acquisition Cost (WAC) 1st Previous Unit Price</b> The field that contains the first previous WAC unit price. If this field is blank, no WAC information will be found.</p> <p><b>Wholesale Acquisition Cost (WAC) 1st Previous Price Effective Date</b> The field that contains the first previous WAC price effective date. If this field is blank, no WAC information will be found.</p> <p><b>Wholesale Acquisition Cost (WAC) 2nd Previous Package Price</b> The field that contains the second previous WAC package price. If this field is blank, no WAC information will be found.</p> <p><b>Wholesale Acquisition Cost (WAC) 2nd Previous Unit Price</b> The field that contains the second previous WAC unit price. If this field is blank, no WAC information will be found.</p> <p><b>Wholesale Acquisition Cost (WAC) 2nd Previous Price Effective Date</b> The field that contains the second previous WAC price effective date. If this field is blank, no WAC information will be found.</p>

## SUPPORTING TABLE NAMES AND DESCRIPTIONS

The following table describes the supporting tables available in the RED BOOK files. For mapping table names to RED BOOK files, consult the [Supporting Tables](#) of the RED BOOK [File Layout](#) section of this document.

Table Name	Table Description
<b>Allergen</b>	Indicates the allergens available and allergen descriptions for placement in patient's profile.
<b>Clinical Route</b>	Each code used in the Route Code field of the drug file is included in this table with a description of each code.

Table Name	Table Description
<b>Composite Generic Type Code</b>	Contains the textual descriptions for the Composite Generic Type Code used in RED BOOK Advanced.
<b>Composite Size Price</b>	Contains the different generic or calculated prices associated with the Composite ID used in RED BOOK Advanced.
<b>DEA Class Code</b>	Each DEA Class Code used in the drug file is included in this table with a description of each code.
<b>Diagnosis Concept</b>	Each Concept Code used to define a Diagnosis Concept in the drug file is included in this table with a description of each code.
<b>Exceptional Drug Indicator Code</b>	Each Exceptional Drug Indicator used in the drug file is included in this table with a description of each code.
<b>Expanded Generic Cross Reference Code</b>	Contains the generic names that correspond to the Generic Cross Reference Code.
<b>Expanded Product Strength Code</b>	Contains the corresponding strength descriptions for the Product Strength Codes.
<b>Form Code</b>	Each code used in the Master Form Code/Form Code fields in the drug file is included in this table with a description of each code.
<b>Generic Cross Reference</b>	Each Generic Cross Reference Code used in the drug file is included in this table with a description of each code.
<b>Generic Device Table</b>	Contains the textual description for the Generic Device ID used in RED BOOK Advanced.
<b>Generic Formulation Code</b>	Each Generic Formulation Code used in the drug file is included in this table with a description of each.
<b>Ingredient</b>	Contains the textual descriptions for the Ingredient ID with Alternate Form ID used in RED BOOK Advanced.
<b>Labeler Rebate</b>	Each code used in the Manufacturer Code field of the drug file is included with its FDA Rebate Program status.

Table Name	Table Description
<b>Limited Distribution Code</b>	Contains the textual descriptions for the Limited Distribution Indicators used in RED BOOK Advanced.
<b>Manufacturer Code</b>	Each Manufacturer Code used in the drug file is included in this table with description and contact information associated with each code.
<b>Master Form Code</b>	Each Master Form Code used in the drug file is included in this table with a description of each code.
<b>Measure Code</b>	Each Measure Code used in the drug file is included in this table with a description of each code.
<b>Orange Book Code</b>	Each Orange Book Code used in the drug file is included in this table with a description of each code.
<b>Package Code – Composite Size ID</b>	Contains the mapping of the Package Code to the Composite Size ID used in RED BOOK Advanced.
<b>Package Description Code</b>	Each Package Description Code used in drug file is included in this table with a description of each code.
<b>Package ID/Expanded Strength Linking</b>	Contains Package ID, NDC 5-4-2 number, and Expanded Strength descriptions.
<b>Price Type Code</b>	Contains the textual descriptions for the Price Type Codes used in the Package Price and Quarterly Generic Pricing Tables (RED BOOK Advanced only).
<b>Product Category Code</b>	Each Product Category Code used in the drug file is included in this table with a description of each code.
<b>Route of Administration Code</b>	Each Route of Administration Code used in the drug file is included in this table with a description of each code.
<b>Strength Code</b>	Each Strength Code used in the drug file is included in this table with a description of each code.
<b>Strength Qualifiers</b>	Contains the textual descriptions for the Strength Qualifier Codes used in RED BOOK Advanced.
<b>Therapeutic Class Code</b>	Each Therapeutic Classification Code used in the drug file is included in this table with a description of each code.
<b>UltiMedex Code (UMC)</b>	The UMC table defines the valid UMC combinations. The nine separate subfields of the UMC link to five separate tables and associate a textual description to this part of the UMC. (RED BOOK Advanced only)
<b>UltiMedex Code (UMC) TC</b>	The UMC TC table defines the Therapeutic Class in the UMC structure. (RED BOOK Advanced only)
<b>UltiMedex Code (UMC) Active Ingredient</b>	The UMC Active Ingredient table defines the active ingredient set in the UMC structure. (RED BOOK Advanced only)
<b>UltiMedex Code (UMC) Route</b>	The UMC Route table defines the route in the UMC structure. (RED BOOK Advanced only)



Table Name	Table Description
<b>UltiMedex Code (UMC) Dosage Form</b>	The UMC Dosage Form table defines the dosage in the UMC structure. (RED BOOK Advanced only)
<b>UltiMedex Code (UMC) Strength</b>	The UMC Strength table defines the strength set in the UMC structure. (RED BOOK Advanced only)

## GLOSSARY

### A

<b>ASCII File</b>	A text file in which each byte represents one character according to the ASCII code.
<b>Average Wholesale Price (AWP)</b>	The nationally recognized suggested wholesale price based on data obtained from manufacturers, distributors, and other suppliers.
<b>ASCII (relational tables)</b>	The file format for RED BOOK Advanced.

### C

<b>Centers for Medicare and Medicaid Services (CMS)</b>	The government administration that administers two of the largest Federal health care programs--Medicare and Medicaid. <b>Note:</b> This government administration was formerly called the Health Care Financing Administration (HCFA).
---	--

### F

<b>Federal Upper Limit (FUL)</b>	The maximum amount of federal financial participation for Medicaid reimbursement for certain therapeutically equivalent multi-source drugs as determined by Centers for Medicare and Medicaid Services (CMS).
----------------------------------	---

### J

<b>J-Codes</b>	J-Codes are a series of reimbursement codes created by the Centers for Medicare and Medicaid Services (CMS) to allow Medicare and Medicaid providers and carriers to communicate their services in a consistent manner and validate fee schedules through standardized coding.
----------------	--

### M

<b>Master files</b>	Master files contain the entire RED BOOK directory, which includes not only records that have changed (for example, new, reactivated, deactivated, or updated fields) but also those records that have not changed. See also <a href="#">Update files</a> .
---------------------	---

### N

<b>National Drug Code (NDC)</b>	A universal product identifier for human drugs.
<b>National Council for</b>	A not-for-profit ANSI-Accredited Standards Development

**Prescription Drug Programs (NCPDP)**

Organization.

**O**

**Orange Book Codes**

Codes used by the Food and Drug Administration (FDA) to identify approved drug products with therapeutic equivalents.

**U**

**Ultimedex Code (UMC)**

UMC is a 25-character alphanumeric code composed of 9 subsets that show the therapeutic classes for a drug and its active ingredient set, dosage form, route, and strength. UMC is only available through the RED BOOK Advanced relational database files.

**Update files**

Update files contain records that have changed since the last file download as well as those that are new, reactivated, or flagged for deactivation. See also [Master files](#).

**W**

**Wholesale Acquisition Price (WAC)**

The quoted price a pharmaceutical company charges drug wholesalers.